

## Shade Tree A's News

### **RUNS GREAT, JUST WON'T START!**

Rachel d'Entremont

Since returning from the July 21st Technical Session I have been having trouble starting my car. Because it was taking 20 to 30 minutes to get it started, I quit driving it.

Before calling in the troops, I tried a few things on my own: I cleaned some black stuff out of the sediment bowl, cleaned the fuel line with a pipe cleaner (which got the gas flowing which wasn't the case when I removed the drain on the sediment bowl), and charged the battery. None of those things seemed to make any difference.

Tom came over and cleaned the carburetor jets and replaced the gaskets (which were pretty beat up). No change.

Tom took out my Champion 3X spark plugs which were VERY dirty and I cleaned them until they were things of beauty. While I cleaned the plugs, Tom made a slight adjustment to the points; no change.

We finally got it running and he checked the spark by touching a screwdriver to the spark plug and the engine which resulted in a very weak spark. We gave up for the day and out of desperation to find an inexpensive fix, I ordered a new coil-to-distributor wire. The wire arrived from Smith and Jones two days later but needed assembly and soldering. Wouldn't you think that if "some assembly required" applied, it would say so in the catalog? But that's another story.

Meanwhile, Tom dropped by and left a used coil and a new coil-to-distributor wire (which did not need assembly). Being careful to label the orientation of the old coil so that the replacement would be aligned the same way, I replaced the coil and wire. It was going to be sooooo cool to do a job on my own. And I did! Successfully. Unfortunately it didn't help the starting problem.

Eric returned from his vacation and came out

in torrential rain to check on the problem. If you aren't aware, Eric's tool box is like a rolling parts and tool store! Just in case Tom's used coil had expired, Eric pulled out a new, still-in-the-box coil. It was installed and, you guessed it, no change. Next he pulled out a new condenser. Still no luck.

One home-altered item in Eric's well-stocked toolbox is a distributor cap from which two sides have been cut away allowing the sparks inside the distributor to be observed. With this dandy cut-away cap, the car started right up and it was apparent that each of the spark plugs were doing its job. My cap was the culprit.

I sprayed WD-40 into the top of the cap, wrapped steel wool around the ends of a fine-tipped pair of needle-nose pliers and scrubbed the corrosion from the top of the cap into which the wire is inserted. Finally, success!

A new distributor cap was ordered from Smith and Jones; problem solved.

Thanks, again, to my Model A support group.

### **ABOUT THE SHADE TREE A'S**

<http://www.shadetreeas.org>

The Shade Tree A's is a non-profit organization dedicated to the preservation and the restoration of the Model A Ford automobile. Shade Tree A's annual dues (\$65) include membership in the Model A Ford Club of America (MAFCA, \$40) and a subscription to *The Restorer Magazine*. Members are also urged to join the Model "A" Restorers Club (MARC, \$38) which includes a subscription to *Model "A" News*. The club also is a member of MAFFI, the Model "A" Ford Foundation, Inc.

Meetings are generally held on the 2nd Monday of each month at Richard Dunevent's garage, 4338 Owens Road, Evans, GA. Meetings begin at 7p.m. and are followed by refreshments.

### **ABOUT THIS NEWSLETTER**

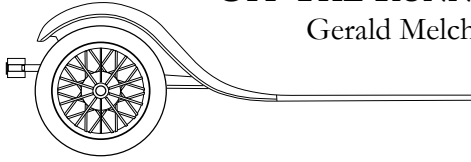
© 2013 Shade Tree A's, except as noted.  
Please contact Rachel d'Entremont

Sketch 1930 Model A Tudor Sedan

*Steven Brown*

## OFF THE RUNNING BOARD

Gerald Melchiors, President



Everyone always says how much our club likes to eat and this year's annual Shade Tree A's dinner meeting was no exception. We had fifty eight folks at Sconyer's for some great food, socializing, and camaraderie. It was good to see some of our members who have been "under the weather" lately able to attend. Curt and Linda Krosting were with us as well as Pascal Bryant and daughter Linda. Unfortunately Barbara Bryant wasn't able to make it but she says "next year".

In the last 36 years I don't ever remember a summer in the CSRA with so much rain! Not that it makes too much difference but it sure has put a damper (no pun intended) on driving my Model A. I try to keep it active by using it occasionally for jaunts around town, going to church on Sundays, riding the grandchildren, and other select trips like our annual dinner meeting at Sconyer's. This year though, the weather has made my Model A hibernate in the garage more than I'd like. Not that the old car can't drive in the weather, but it's the cleaning involved after a trip in the rain. Nothing like scrubbing the mud off of a painted black wire wheel with wide whitewall tires! Oh well, I'm sure things will get a little dryer this fall

Speaking of fall, it is the prime touring season for our Model A's. From car shows like the Boshear's Fly-in to local tours such as the upcoming International Model A Day tour scheduled for the 28<sup>th</sup> of September, there are not many weekends that will go by without a parade, show, or display. We always have a myriad of events scheduled for this time of the year so now is the time to tune-up your Model A and get the cobwebs out. Be sure to check your newsletter for upcoming events and activities.

As club members, one of our member responsibilities is to serve on committees and as officers

*continued on next page...*

## CONTACT INFO

Mailing Address:

Shade Tree A's Model A Club

4424 Reynolds Street

Hephzibah GA 30815-7909

Web Page: <http://www.ShadeTreeAs.org>

Gerald Melchiors President	(706) 294 5065 <a href="mailto:pres@ShadeTreeAs.org">pres@ShadeTreeAs.org</a>
Greg Jones Vice President	720-272-7907 <a href="mailto:vp@ShadeTreeAs.org">vp@ShadeTreeAs.org</a>
Doug Wilson Secretary	706-533-4377 <a href="mailto:sec@ShadeTreeAs.org">sec@ShadeTreeAs.org</a>
Richard Dunevent Treasurer	706-339-8167 <a href="mailto:treas@ShadeTreeAs.org">treas@ShadeTreeAs.org</a>
Walker Crosby National Director	803-645-7316 <a href="mailto:nationaldir@ShadeTreeAs.org">nationaldir@ShadeTreeAs.org</a>
Tom Roberts Membership Coordinator	803-649-0054 <a href="mailto:membership@shadetreeas.org">membership@shadetreeas.org</a>
Stuart Smith Board of Directors	706-863-8792 <a href="mailto:bod1@ShadeTreeAs.org">bod1@ShadeTreeAs.org</a>
Craig McMullin Past President	803-646-8955 <a href="mailto:bod2@ShadeTreeAs.org">bod2@ShadeTreeAs.org</a>
Rachel d'Entremont Newsletter	<a href="mailto:newsletter@ShadeTreeAs.org">newsletter@ShadeTreeAs.org</a>
Sheila McPherson Photographer	706-592-4835 <a href="mailto:photogpher@ShadeTreeAs.org">photogpher@ShadeTreeAs.org</a>
Frankie Dunevent Shady A Ladies	706-863-6758 <a href="mailto:bodliaison@ShadeTreeAs.org">bodliaison@ShadeTreeAs.org</a>
Anne Neely-Beck Era Fashions	478-945-3736 <a href="mailto:erafashions@ShadeTreeAs.org">erafashions@ShadeTreeAs.org</a>
Dan Perla Webmaster	706-855-5730 <a href="mailto:webmaster@ShadeTreeAs.org">webmaster@ShadeTreeAs.org</a>

*continued from page 2*

in our club. In September, a nominating committee will be appointed to recruit individuals to run for the various club offices. These offices are not terribly time consuming or difficult but the Shade Tree A's, like every other volunteer organization that I've ever been a member of, find it hard to get folks to run. Our Model A club has outlived most clubs of this type and the reason is that we have always been able to get members to step-up and help. We need people who are willing to assume these duties for the upcoming year. So, if you feel that you could support your club by serving as an officer or board member, talk with one of the nominating committee. If YOU won't do it, who will?

Thanks to Tom Roberts for putting together the tour for International Model A day. Like everything Tom and Pat do, this is done with their usual thoroughness and attention to detail. Be sure to mark September 28<sup>th</sup> on your calendar. More details at the meeting.

Remember... "A busy Model A is a happy Model A". See you at the meeting.

*Gerald Melchiors*

### **RICHLAND CREEK OLD FARM DAYS**

The Shade Tree A's will attend the Richland Creek Old Farm Days on Saturday November 2nd. Tentatively one group will leave from the closed Hardee's on Hwy 25 and I-20 at 8 o'clock another will leave from Meybohm Realty 142 Laurens Street, NW in Aiken also at 8 am. The groups will meet in Johnston for breakfast at Gary's before going to the farm. Model A's are admitted free. We will display our cars along with other antique cars, tractors and implements, and hit and miss engines. Enjoy the tractor pulls, exhibits of Collie dogs herding sheep, operating farm equipment from the past, and operating trades from days long gone.

### **MEMBERSHIP MEETING MINUTES**

*August 15th, 2013*

President Gerald Melchiors called the dinner meeting at Sconyers BBQ to order at 6:04 PM. There were 57 members present.

See the newsletter for August birthdays.

Rachel needs the articles for the newsletter for which she is doing a great job. Thanks Rachel!

The dinner meeting had a great turnout and everyone had a great time with a great meal.

The next meeting will be at Richard's Garage September 9th at 6:00 PM.

The meeting was adjourned with everyone having a great dinner.

*Respectfully submitted*

*Doug Wilson, Secretary*

### **BOARD OF DIRECTOR'S MINUTES**

*August 19th, 2013, 7:00 PM*

The president, Gerald Melchiors, called the meeting to order at 7:15 PM.

Frankie and Lois fixed dinner for the board, which was great...

We discussed Model A day Sept. 28<sup>th</sup>, sign up and follow up in the newsletter.

The BOD members are the nominating committee, please help us and the club out by stepping up and take part.

The steak cook out is in place at the Gordon's pavilion and Larry Lamb, the cook, is ready to go.

We are working on the Christmas Party, please check our great newsletter for details to follow.

The Saturday Technical Programs are set up, see the newsletter.

Parades were discussed and you will see them in the newsletter. Boy, what a job Rachel is doing.

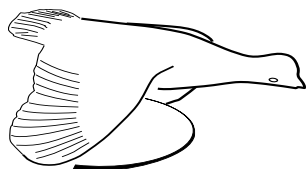
Please check and sign up on the refreshment list for Oct.

Please participate in all the club activities you can. The next BOD meeting will be announced.

Please read the newsletter to get and remember the right dates for activities.

*Respectfully submitted*

*Doug Wilson, Secretary*



## LOOKING AHEAD

### CLUB EVENTS

- Sept 9– Monthly Meeting
- Sept 28– International Model A Day-Aiken
- Oct 5– Oliver Hardy Parade
- October 14-Monthly Meeting
- Oct. 19 Boshears Skyfest
- Oct 24—Aiken Hickory -Shafted Ladies-Only Golf Tournament
- Oct. 26– Annual Steak Cookout
- Nov. 2– Richland Creek Old Farm Days
- Nov 11– Monthly Meeting
- Dec.— Xmas Party-TBA
- Dec.—Parades TBA

### REFRESHMENTS

**September:** Turley  
Collier  
Smith, W  
Sutherland  
Richardson

**October:** ? \_\_\_\_\_  
Bryants  
? \_\_\_\_\_  
? \_\_\_\_\_

**November:** Holley  
Mobley  
Vanover  
? \_\_\_\_\_

### OCTOBER REFRESHMENTS

If you have been coming to meetings but have not signed up to help with refreshments, we have spots to fill on in October. And once those are filled, we could use one more in November. Please either contact Gerald Melchior to volunteer or sign up at the September 9th meeting.


### OTHER EVENTS

- Sept 20 & 21 Model A Day—Gilmore Museum
- Sept 27 & 28 Palmetto A's Swap meet
- Sept 28 -Picnic at Raven Rock
- Oct. 8-12- Hershey
- October 17-19, 2013 -Annual Sweet Home Alabama Tour along the Gulf

### NEWS FROM UNDER THE SHADE TREE

- ♦ Anne Neely-Beck continues to recuperate from injuries sustained in an accident in mid-June.
- ♦ Walker Crosby's Allstate Insurance Agency was named one of the 2013 Allstate Premier Agencies for its outstanding performance and for putting the customer first. Congratulations, Walker.

### FROM THE SEPTEMBER ASSEMBLY LINE



Kelly Frontroth  
1 - Sam Mason  
5 - Kym McDaniel  
8 - Houston Barbee  
11- Gail Smith  
13 - Larry Komp  
15 - John McDaniel  
22 - James Gay  
26 - Ed Garvin  
27- Linda Terry  
28 - Ernie Dinkins

## INTERNATIONAL MODEL A DAY TOUR SATURDAY, SEPTEMBER 28

Tom Roberts

Come join us for breakfast at Auten's, followed by a short tour of historic Aiken, SC. We're planning to drive through the horse district, and you'll see Dogwood Stables (where this year's Preakness winner, *Palace Malice*, spent time training). Next, we'll have a look at many historic houses on Colleton Avenue, and have a photo op (with your "A") with the famous Willcox Hotel as a backdrop. A visit to Banksia, a 32-room, 15-bathroom 1931 home (now home to the Aiken County Museum) will introduce you to more Aiken history.

Next, it's time for lunch! It'll be fried chicken, potato salad and coleslaw with drinks and plastic utensils (provided by the Club), and we'll eat at Gyles Park on Park Avenue, located next to the Aiken Railroad museum. Please bring a chair!

Plan to arrive at Auten's restaurant in the Staples shopping center (corner of Whiskey and Pine Log Roads) behind KFC in time to eat breakfast and leave on our tour by 9 a.m. Be sure to sign up at our September 9th STA meeting so we can have enough food for lunch. Deadline for registration is Monday, September 23. Questions? Call Tom Roberts, 803/649-0054 or email him at [patroberts1176@gmail.com](mailto:patroberts1176@gmail.com).





## MEETING HIGHLIGHTS

*August 15, 2013*



Just under 60 Shade Tree A members crowded into an upstairs room at Sconyers Bar-B-Que in Augusta for the annual August dinner meeting.

There were a few announcements but no business took place and the meeting was entirely social.



## **TENTH ANNUAL "A" PICNIC AT RAVEN ROCK STATE PARK**

*Hosted by the Fayetteville Region Model A Club*

September 28th (the last Saturday in September). This is going to be a great picnic for all you Model A people. As in the past, we ask that you bring a picnic lunch and some to share (family reunion style). Bring drinks, no alcoholic beverages allowed. Our club will provide paper plates, forks, spoons, cups, napkins, etc. We will have door prizes and a 50/50 drawing.

For a little extra fun, this year the theme for the picnic will be HILLBILLY. So dress your Model A's up in their best hillbilly attire. Also dress yourself up as Hillbilys. Be creative with your food and drink. Sorry, no moonshine. The HILLBILLY thing is completely optional. We want you there regardless.

We look forward to having the best picnic ever. So plan to attend and have a great time.

Any questions, call Nick Lean 910-624-1188

### **NEWS LETTER ON THE WEB**

If you can't find your newsletter or it doesn't show up in your e-mail, it is available, along with past newsletters, at [www.ShadeTreeAs.org](http://www.ShadeTreeAs.org).

### **UPCOMING TECHNICAL PROGRAMS**

If you're not coming to the regular Monday night meetings, you're missing some interesting programs. In September, Dan Perla will be talking about his Model A dump truck and the progress he's making. In October, Jim McPherson will be presenting a program on the Model A front end. And in November, Sheila McPherson will be sharing tips on Model A period attire. This will be especially helpful for those who would like to wear Model A Era clothing to our Christmas Party. Plan to wear some of your Model A-era duds to the November meeting to help Sheila's presentation!

## **GILMORE MUSEUM NEWS**

John LaVoy, VP  
Model A Ford Foundation Inc.

The next big event at the Model A Museum is September 20-21 2013. Please include this information in your local clubs newsletter. We are moving to the next phase of the museum where we will be holding an annual meet at The Gilmore complex. This year we will have some seminars and a banquet on Saturday night. The registration form for the meet is available at the [MAFFI.org](http://MAFFI.org) website to download for your member's convenience.

The MAFFI board is looking forward to seeing many of you in September. This is such a great location and time of year to come out with your Model A.

Many of you had visited the Model A Ford Foundation Inc. website during the construction phase. We had a live feed camera displaying a picture from the building across from the museum. This was great to stop by and see what was happening at the museum. Well, we have moved the camera inside now that the museum is finished and invite you to come back to [www.maffi.org](http://www.maffi.org) and see some of the inside of the museum and watch people enjoying the displays.

Hope to see many of your Model A's at The Museum, September 20-22, 2013. Registration forms are available on the MAFFI website too. If you can't make it this year it will be happening each and every September so look at planning a trip there in the near future!

### **YOUR MODEL A PROJECT PHOTOS**

Dan Perla, webmaster, is asking members to provide photos for the Photo Collection. He's suggesting a new section for photos covering the restoration process of individual cars. He also has a section with photos of members' cars which is very much out of date.

Dan needs your help so get out your cameras and send your pictures to Dan .

## STILL AROUND AFTER ALL THOSE YEARS...



Then the Janitor shouted, "Hurrah for Drāno!"

Service drain stopped. Cigarette butts, mop strings, hair and lint and greasy waste have gotten in their dirty work. What to do about it? Just use Drano. Down the pipe it goes, routs out the clogging dirt, leaves the drain clear—fast-flowing.

You will find Drano a part of good management, everywhere, today ... in office buildings and hospitals, hotels and factories, apartments and homes.

It's the time and money-saving way to clean and open drains. It's the laborless way to do any hard-to-do cleaning job. Use it regularly in traps and bowls, in drains and tubs; on concrete or wood floors, on metal, enamel, tile or glass.

You can get Drano in 5, 10, 25 and 50-pound containers from your regular supply house, and in smaller cans at almost any store. The Drackett Chemical Company, Cincinnati, O.



# Drano

*Cleans and Opens Drains*  
... keeps them free-flowing

## MAFCA RENEWAL

You should have received your MAFCA renewal form in the mail by now. It's bright pink and hard to ignore!

There was no ballot in this year's renewal packet because the number of people running matches the vacancies (see the explanation on the back of the envelope).

Please turn in your MAFCA dues along with your Shade Tree A's dues to Tom Roberts, Membership Coordinator. The combined dues may be paid in one check, total \$65.00, payable to the Shade Tree A's. The club will send the information and dues to MAFCA.

The membership includes your subscription to "The Restorer".

Bring your check and renewal form to the meeting or mail it to:

Tom Roberts  
1176 Shaws Fork Road  
Aiken SC 29805-8519

## NOTICES OF PARADES AND OTHER EVENTS

If you receive notices or signup information for parades or other events open to the Shade Tree A's, do not assume that the board or the newsletter editor also have the information; please pass it on. With the periodic changes in board membership, the notices go to many different addresses. Please share the information so that others can participate.

## NOMINATIONS FOR THE MONROE WADE AWARD

It's time to start thinking about nominations for the Monroe Wade award. The purpose of the Award is to honor a current Shade Tree A's member who promotes and encourages the furtherance of the Model A hobby. Nomination criteria will be in the October issue.



## VINTAGE VISIONS

Anne Neely-Beck

Back to School Clothes  
featured in the  
*Needlecraft* magazine.  
September 1930

Pattern 606 was a suit for little lads and was designed for boys 2, 4, and 6 years.

Pattern 140 is a cute suspender frock for little girls 2, 4, and 6.

Pattern 2697 was called a sportive outfit designed for 6, 8, 10, 12, and 14 years.

Pattern 769 a modern style for a wee one and it was designed for 2, 4, and 6 years.

Pattern 3410 the bloomer dress was designed for the 2, 4, and 6 years.



*This was sent in by member Eric Shogren who will be receiving e-mail updates.*

## **BIKE MS**

Bentley C. Bohanan

First of all I would like to thank all of you who have sent donations so far. It really makes me realize how much people care for me and want me to get better.

For those of you who may I know what I have been going through, it all started over the Christmas holiday this past year. My legs got weak, and I felt fatigued so I went to my local doctor. He thought I had flu symptoms, and sent me home with some antibiotics. When I continued to get weaker, I went to a neurologist who told me I had MS. Within three weeks I was in a wheelchair, and remain in a wheelchair now, eight months later. The good news is I am feeling better and able to get out more. We have had our handicap van for a couple of months now and we are really racking up the mileage staying busy in the evenings and on the weekends. We are planning to do some Model A Club Activities this fall. I am also getting a new wheelchair in the next couple of weeks which it really make things easier.

Thankfully we have stayed busy in the shop, and I really enjoy the time I get the spend down there every day.

My big outing coming up is the fundraiser for the National MS Society called bike MS. Since I have been diagnosed with MS it has been a huge change in our lives. It is my dream that in our lifetime they will find a cure for MS and nobody else will have to hear such a diagnosis. Bike MS is being held in September. I will not be able to ride my bike, but I would like to go and support all the folks who are riding to raise money for the cause.

I would like to collect \$10 from everyone I know towards my fundraising goal. Of course the donation is tax-deductible. You can make a check payable to National MS Society, and just mail it to me at the address below. I truly appreciate everyone who can donate to this cause. Why not go ahead and make a check right now while you are thinking about it. Like I said no one else should ever have to go through this.

Thanks so much for anything you can do. I have included a picture of me with some of the bicycle friends who came to visit me last week. Many of them will also be participating in the MS bike ride.

Bentley C. Bohanan  
Bentley's Antique Auto Service, Inc.  
95 W. Ridgeway Rd  
Maysville, GA 30558





## DRIVERS NEEDED FOR THE LADIES-ONLY HICKORY-SHAFTED GOLF TOURNAMENT

Model A's and their drivers are needed to chauffeur the participants of the 4th Annual Ladies-Only Hickory-Shafted Golf Tournament in Aiken on Thursday, October 24.

The tournament will be held at the Aiken Golf Club, where in 1916, for the first time, women's tees were available. The event will feature ladies in period costumes from around 1910 to the early 1930's when hickory-shafted clubs were popular.

The STA's participated in 2012 and several members said it was the most fun they'd had at a Model A event.


The tournament is being geared toward 60 or more players so there can't be too many Model A's. We've been asked to ferry the ladies from the Willcox Hotel, where they will have had breakfast, to the Aiken Golf Club a short distance away. We are asked to take as many as we have seats; the rumble seats were very popular so make sure yours isn't full of stuff!

They would like us to arrive at the Willcox between 9:15 and 9:30 and Shade Tree A's will be done before 10am. Period clothing is encouraged.

Don't miss out on the fun...sign up to be there.



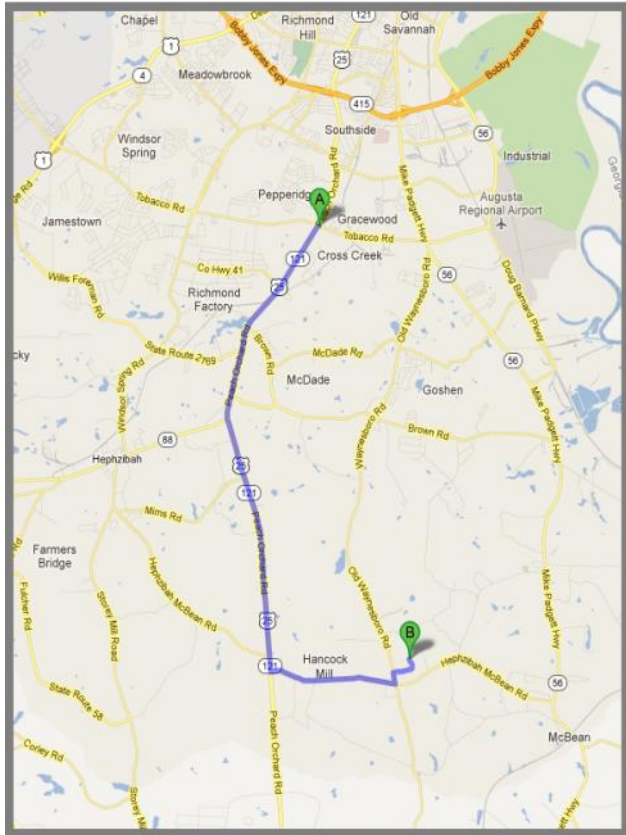
Tom & Eric at the 2012 Event



2012 event

This year we will return to the fabulous Gordon Pavilion for the Annual Steak Cookout. The steak will be provided (\$10). Bring a covered dish or dessert to share. There will be a sign-up sheet at the meetings.

Details in the October newsletter.



*Saturday, October 5*

## CHRISTMAS ALREADY?

The Board is already working on plans for the Christmas party and there are a few things the members need to know in advance:

- the party doesn't happen without a lot of work. The more people who help, the less work it is for each of those people. So when the sign-up sheet comes around, please sign up to help.
- We will be having the Chinese gift exchange again. Each participant in the exchange should start looking for a gift worth around \$10. Be creative!
- Members are encouraged to wear Model A period attire. There will be a prize for the best outfit so start digging through your closets. Details to follow in future newsletters.
- If you have suggestions for a place to hold the party, please contact Gerald.

It's that time of year again when the nominating committee will be looking for suggestions for leadership of the club. If you are interested in being an officer, let one of your current officers know so that your name can be thrown in the hat.



## A RESTORATION STORY

Greg Jones

This is a story about restoring a 28 Model A Sport Coupe body. A few years back while living in Colorado I came across a 28 Sport Coupe body sitting on a ranch that, at first glance, looked pretty solid. Well, by our standards in our warm, wet climate, it was pretty solid but had been out in the weather a long time and needed work - a lot of work. In my youth I "apprenticed" with a local auto body guy who had a number of Model A's, and his work was old school. Gas welding, hammer welding, lots of hammer and dolly work. I picked up body-work skills from him having completely disassembled about a half dozen Model A bodies, cleaning and repairing them, and building them back up. We used to joke that I was a "Journeyman Riveter" because I became the ace riveter when re-assembling these bodies. None of these talents are all that hard to acquire-it just takes a good teacher, good equipment, and hours of practice. But if I can do it, anyone can if they are willing to learn.

It was with this experience in mind that I tackled the Sport Coupe. I became friends with Steve Becker who owns and operates Bert's Model A in Denver. I told him to be on the lookout for a 28/29 chassis while I worked on the body. At the time he was sometimes getting a half dozen Model A chassis a month, coming from street-rodders who wanted

just the body and certainly none of that ancient iron. Steve soon found me a chassis.

I am never a proponent of taking things apart unless they need to come apart. However, I soon learned that the sub-frame on this Sport Coupe was not as solid as I had



**Sandblasted sub-rails and primed. Going back together!**



**I just can't pass up a rusty Model A body!**



**1928 Model A Sport Coupe body on sawhorses in my shop.**



**Definitely took this one down to "bare metal!"**



**Riveting floorboard risers to firewall after welding and repairs.**

thought. Also, even if it had been solid it was too rusty and I can't allow rust in the sheet metal joints as it will cause trouble later. So here we go-this old car body had to come apart for repair. The Sport Coupe is actually a pretty simple body so after removing panel rivets I had the quarter panels off in very little time. Lots of powdery iron oxide fell to the floor as I knocked sheet metal and sub-frame parts around. I had all metal parts professionally cleaned at Denver Metal Cleaning. Cleanliness is next to Godliness when it comes to body work!

I soon learned that I had sub-frame repair to perform. Of course, we are lucky today to be able to buy Model A sheet metal already formed-some better than others, but at least something to work with. I cut the back side rails as they were hopelessly pin-holed and had chunks missing, and welded new half-rails in. This is not for the faint of heart, as measurements and fit-up needs to be precise or you will have a mess putting it back together. I built a layout jig using a sheet of plywood and nails that outlined the original rails.

I also had sheet metal to repair, such as the typical bottom rust on quarter panels. Again, we are lucky to have access to reasonably priced sheet metal patch panels. I used to use TIG on sheet metal and was darn good at it, but no longer have the equipment having sold it because I had no room for it. What a mistake! I purchased a MIG machine, a little Miller buzz-box, and it worked OK but I sure don't like the MIG torch compared to my old TIG torch. In any case, I got the panels patched and then spent an obsessive amount of time leading, filing, spraying, and sanding. I replaced the front firewall as it had pieces totally missing. Some of the reproduction sheet metal panels don't fit all that well, so there is inevitably a lot of "tweaking" to be done. I also used lead as a filler in places. Just as with any filler, use only a thin coat and you usually wind up removing most of it, leaving only a very thin layer to fill minor irregularities. After getting the metal repairs done and priming the bare sheet metal, I started with my specialty-riveting. Body rivets are usually made of a soft steel and the rivets do not require heating. Typically, you start by bolting the panel in so that it is square and won't move, then remove one bolt and insert a rivet. I use a waffle tool in a Craftsman air hammer, with a bucking



**Fitting repaired quarter panels.**



**Actually starting to look like a Model A body again.**



**Solid as a rock with no iron oxide present!**



**Time to fit the top wood and cinch this body together.**

bar on the backside. It is really a pretty easy process. You often need a second set of hands when riveting, so be sure and have someone available to help with the bucking bar.

I got the body pretty much done and ordered the body wood. At about this stage, I was made an offer that involved me trading this Sport Coupe body and some cash for a 31 Standard Roadster. Since I always wanted an open car, I sold this Sport Coupe and, as I understand it, the Sport Coupe is now nicely painted and a fully operational car somewhere in Wyoming. I thought I would share this story as it might inspire someone to dig in and tackle their body work. I took this same approach when I restored my 26 Model T coupe, taking it completely apart, cleaning the metal, making the repairs, and riveting it back together. Solid as a rock! I will admit, though, that all this work seemed a bit easier and less daunting when I was in my 20's than it does today. No I don't do bodywork anymore, except occasionally for myself. But bringing one of these old rusted hulks back from the dead is a truly satisfying experience.



**The 1928 Sport Coupe today, happily being driven in Wyoming (or so I am told). Would love to see it in person.**



## THE CLASSIFIEDS

### WANTED

Stories and photos of your Model A projects so you won't have to read about your editor's car every month!

### PARTS FOR SALE:

Two original shock absorbers for 1931 Model A Ford, one front and one rear. Two shock arms, one front and one rear. Ken @ 803-642-4623.

### CAR FOR SALE

1928 Model A Ford Coupe, fully restored, parade car. Contact John Cason 803-279-6662

### HATS FOR SALE

Navy blue Shade Tree A's hats for \$12.00. See Richard or Frankie.

### CAR FOR SALE

1931 Model A Deluxe Roadster  
Restoration by Richard Dunevent and Frank Knapp. Previously owned by Dr. Tommy Day and Bill Maypole. Color-Washington Blue, Black fenders and Tacoma Cream wheels. Caramel brown upholstery and rumble seat. Twin side mounts with mirrors, stone guard, luggage rack and trunk, storage cover.

Call Don Bray 706-833-8485



SUSAN

MELOAN



JACKETS, SHIRTS, & VESTS

For Shade Tree A's Club Members

Digitally Controlled Machine Embroidery Services

803-634-2570

snmelan@gmail.com

**"ONE MILE AHEAD"**  
*Smith and Jones*  
**Antique Auto Parts**

60 Wisconsin St., W. Columbia, SC 29170  
803/822-4141 FAX 803/822-8477




Quality Parts  
Same Day Shipping  
Established 1972  
142 Page Catalog  
Order Desk 800-422-1928

www.snjparts.com





Land Planning ~ Consulting Engineering ~ Surveying  
Environmental Services ~ Stormwater Management

**OneSource**  
ENGINEERING, INC.

Joseph L. Holley, P.E., R.L.S.  
Design Engineer

4210 Columbia Road  
Suite 16-A  
Martinez, GA 30907

Ph: (706) 863-8010 Ext.(204)  
Fax: (706) 863-8011  
jholley@onesource-eng.com



50 Years Experience  
Agreed Value Coverage  
Superior Claims Service

1-888-ANTIQUE

www.jctaylor.com

## BRATTONS ANTIQUE AUTO PARTS



1606 BACK ACRE CIRCLE  
MOUNT AIRY, MD 21771

Order # **800 255-1929**

Web: **brattons.com**

FREE 194 page illustrated MODEL A parts catalog  
Catalog contains 3,200 Model A parts with full  
descriptions and Picture of each part.

Supplying Quality by using over 90% U.S. parts  
Serving the Model A restorer with parts since 1977

## Mike's "A" Ford-able Parts

**Mike Butcher**



124 Model A Drive, Maysville, GA 30558

email: [mike@mikes-afordable.com](mailto:mike@mikes-afordable.com) - [www.mikes-afordable.com](http://www.mikes-afordable.com)

Fax: 706 652 2492 - Phone: 706 652 3866

1 888 TRY MIKE (879 6453)



*Specialising in 1928 - 1931 Model A Ford Parts*



**Furniture  
Doctor, Inc.**

### SALES/SUPPLIES

3323 Peach Orchard Road  
Augusta, Georgia 30906  
(706) 798-5951

### REFINISHING/RESTORATION

3345 Peach Orchard Road  
Augusta, Georgia 30906  
(706) 793-0716

[www.furnituredoctor.net](http://www.furnituredoctor.net)



1109 Medical Center Drive, Building 4  
Augusta, Georgia 30919

Phone: 706-792-9292

Fax: 706-792-9250

[rgoodson@goldcrossems.com](mailto:rgoodson@goldcrossems.com)

**K**itchens  
**B**usiness  
**S**olutions

- GENERAL ACCOUNTING
- INCOME TAX PREPARATION
- FINANCIAL & RETIREMENT CONSULTING

**PAM C. KITCHENS**  
Accountant

338 Greene Street  
Augusta, GA 30901  
(706) 823-0007  
(706) 823-0009 fax  
Email: [pkitchens@taxcutsrus.net](mailto:pkitchens@taxcutsrus.net)

The World's Largest Selection of 1909-31 Ford Parts

**Snyder's**  
**ANTIQUA AUTO PARTS**

12925 Woodworth Rd. • New Springfield, OH 44443

Toll Free Ordering (888) 262-5712

or FAX (888) 262-5713

Order On-Line @ [www.snydersantiqueauto.com](http://www.snydersantiqueauto.com)



**FREE Fully Illustrated CATALOG**  
\$10.00 outside the U.S., Canada, & Mexico



## 7<sup>th</sup> Annual ALL Model A & Model T SWAP MEET

sponsored by

*Palmetto A's of South Carolina*

**Friday, September 27, 2013 8 AM to 5 PM**

**Saturday, September 28, 2013 8AM to 3PM**

Smith & Jones Antique Auto Parts  
60 Wisconsin St, West Columbia, SC



Vendor Space: \$15 one day  
\*\$25 two days (early registration)  
\$20/\$30 at gate  
Palmetto A Members - Free Vendor Space  
Car Corral: \$10 for two days 50/50  
\$2 Door Prize Tickets Food Concession



Contact: Wyman Toole  
[hwtoole@sc.rr.com](mailto:hwtoole@sc.rr.com) or 803-776-4925

### Vendor Sign up Form

Name \_\_\_\_\_

Address \_\_\_\_\_

City \_\_\_\_\_ State \_\_\_\_\_ Zip \_\_\_\_\_

Telephone \_\_\_\_\_ email \_\_\_\_\_

Will you be arriving and setting up on Thursday, Sept 26? \_\_\_\_\_

Are you primarily a Model A or Model T parts vendor? \_\_\_\_\_

\*For early registration, must be received by Sept. 13, 2012.

Please mail this form along with a check or money order made payable to:  
Palmetto A's of SC --- 200 Fox Run Drive, Hopkins, SC 29061

By participation in this event and signing this form I/we agree to hold harmless The Palmetto A's of SC Model A Club, Smith & Jones Antique Auto Parts and any of the members or agents thereof, in the event of accident or injury to any participant, person or group.

Signature \_\_\_\_\_ Date \_\_\_\_\_





**Boshears Skyfest Car Show**  
**Saturday, October 19, 2013**

**21<sup>st</sup> Annual Boshears Skyfest at Daniel Field**

Located at the intersection of Highland Avenue and Wrightsboro Road, Augusta, GA



**Car Show: Saturday, October 19, 2013:**

**Open to all cars and trucks 25 years and older.**

**No registration fee. Pre-registration is encouraged.**

**Show vehicle admission is from 9 to 11 AM.**

**Voting 11am to 3pm. Trophies awarded 3:45pm**

**People's Choice Awards plus a Best of Show trophy.**

**Two free Boshears Skyfest admission tickets per show vehicle.**

**Pre-registration form available at <http://gascar.home.comcast.net>**

**For further car show information contact Mark Petry @ 706-736-3392.**

**Hosted by GaSCar Antique Car Club**





## **Boshears Skyfest Car Show Registration**

### **Saturday, October 19, 2013**

Open to all cars and trucks 25 years and older.  
Show admission is from 9 AM to 11 AM. Voting until 3pm. Trophies awarded at 3:45pm  
Pre-registration is encouraged.

**Name:** \_\_\_\_\_

**Address:** \_\_\_\_\_

\_\_\_\_\_

**Telephone Number:** \_\_\_\_\_

**Email Address:** \_\_\_\_\_

**Show Vehicle:**

**Year** \_\_\_\_\_

**Make** \_\_\_\_\_

**Model** \_\_\_\_\_

Pre-register by emailing registration form to: [petrymail@yahoo.com](mailto:petrymail@yahoo.com)  
or mail form to GaSCar, 2806 Scarlett Drive, Augusta, GA 30909  
For questions or information call, Mark Petry, 706-736-3392.

**Hosted by GaSCar: Georgia-South Carolina Antique Car Club**

