

ESSENCE OF PETROL

Rachel d'Entremont

My dear '28 Roadster was leaking gasoline at an alarming rate last month and it turned out that the culprit was the float; it didn't. A trip to Smith and Jones while I was in Columbia for a meeting and a visit from Tom to install a new float solved the problem.

The past two Saturdays I've taken my Model A to the Atlanta Bread Company in Aiken where a group of us, united by our fondness for Model A's, meet weekly. Since it was relatively cool (after weeks in the high 90's) I decided to do a few errands on the way home last Saturday. I brought along my grocery list and a cooler for the dairy and frozen foods (a must when you go grocery shopping in a car with as many issues as mine).

My first stop was to fill the gas tank with non-ethanol gas. This was more challenging than usual. Being only five feet tall, in order to fill the tank, I push back the convertible top and stand inside as I pump the gas. When pulling up to the pump, I forgot that the passenger's-side door is jammed (another "issue" yet to be addressed) so I had to put the nozzle in the tank opening, then run around the car to an openable door then reversed the process when the tank was full. Mission accomplished, tank full.

Next, Kroger. I parked in one of the few shady stalls available, shut the car down, closed the gas valve and headed into the store. When I came out, I noticed a slight odor of gasoline but, I'd just filled up and perhaps spilled a few drops, and it's a Model A, after all.

I got home and put the groceries away leaving the car in the driveway intending to come right back out and put it in the garage. Well, I got dis-

tracted and the next morning while getting ready for church, I noticed it was still outside. It was a cool morning so I decided I'd drive it to church.

I went outside and was hit by the overpowering odor of gasoline. I had not closed the shut-off valve and it was dripping steadily (but not pouring as it did last month). I closed the valve, rolled the car back away from the wet gravel, and pondered my roll in polluting the planet. The next morning, I went to the garage and discovered that even with the shut-off valve closed, it was still dripping intermittently. The dripping continued and after several "tests" suggested by my son, I believe both the shut-off valve and the float valve are faulty.

There is a bright side. The constant drip of gasoline dissolved the oil residue on the drip pan that I keep under the car and after wiping it with paper towels, it looks almost new.

I ordered a shut-off valve repair kit, a new float valve, a new screen, and gaskets. Then the fun part: I drained probably 9 gallons of gasoline into two large gas cans and onto my hands. Now I don't have to worry about gasoline accumulating in the garage and setting the neighborhood on fire.

Unfortunately, it doesn't matter how much I wash my hands, they still have that Essence of Petrol scent. Maybe I'll start a trend.

ABOUT THE SHADE TREE A'S

<http://www.shadetreeas.org>

The Shade Tree A's is a non-profit organization dedicated to the preservation and the restoration of the Model A Ford automobile. Shade Tree A's annual dues (\$65) include membership in the Model A Ford Club of America (MAFCA, \$40) and a subscription to *The Restorer* Magazine. Members are also urged to join the Model "A" Restorers Club (MARC, \$38) which includes a subscription to *Model "A" News*. The club also is a member of MAFFI, the Model "A" Ford Foundation, Inc.

About This Newsletter

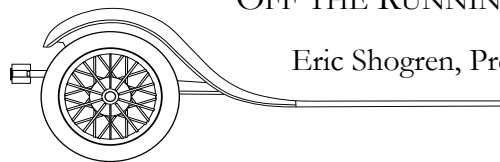
© 2015 Shade Tree A's, except as noted.

Please contact Rachel d'Entremont

(Newsletter@ShadeTreeAs.org) concerning reprinting of articles, illustrations, or photos.

OFF THE RUNNING BOARD

Eric Shogren, President



BENEATH THE WHEEL

(With apologies to Hermann Hess)

This month we have the annual Dinner Meeting. This year we will meet at Sconyer's Bar-B-Que at 6:00 pm on Thursday, August 20th. Come on out and enjoy some great company and good Que!

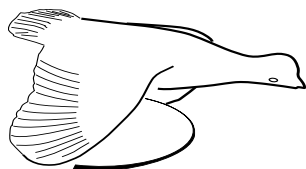
Keeping on the theme of events involving good food. . . The Aiken Model A's have invited the Shade Tree A's to join them for a cookout to celebrate International Model A Day on Saturday September 19th. Please see the write-up later on for more details.

Last month, I told you about my travails with the cracked crank shaft pulley leading to an over heat because the crack allowed the nut on the crankshaft pulley to work loose and allow the pulley to walk off the woodruff key. My goal was to try and replace my one-piece crankshaft pulley without removing the hood and radiator or floor boards. How did that go you ask . . . NOT TOO GOOD! It might have worked except for a couple of issues. First, I found I had to drain the radiator and remove the radiator hoses to be able to jack up the front of the engine high enough to get the pulley free and not damage the radiator. Specifically, I saw that I ran the risk of bending the water outlet pipe at the bottom of the radiator. That could have led to a crack. But, before I got that far, this is a '31 with the spring-loaded front motor mount. It's a y-shaped contrivance with three springs; one on the post underneath the cross member and two above the cross member under either side of the "y." And those springs are loaded. In trying to move the mount out of the way, I twisted it too much and one of the little buggers sprang free. I must have worked for an hour or more to get that bugger back in there, but of course then the one on the other side sprang free. In the end I could not get both springs back under that front mount until I had the radiator removed and could get at it

from directly in front of the mount. In the long run it probably would have been quicker just to pull the hood and the radiator in the first place. Live and learn. But that's what I love about these cars. I learn something new every time I work on them and that truly is FUN!

In closing I would like to encourage everyone to take a look at the calendar of event and just pick an event you haven't done before and just say "I'll be there!" If you've got any questions, again, please give me a call or drop me a note. If I don't know the answer, I'll find out who does.

So see you all at the next meeting at 6:00 pm on Thursday, August 20th at Sconyer's! And as I like to say "A day broke down on the side of the road in your Model A is better than the best day at work!"



LOOKING AHEAD


CLUB EVENTS

- August 1- Cruise-In at the Body Shop, Warrenville SC
- Aug 8 - GA Chapter Swap meet-Cofer Collection
- Aug. 20 - Annual Dinner Meeting
- Sept. 18 - Moonshine & Prohibition, Edgefield
- Sept. 18 & 19 - Palmetto A's Swap Meet
- Sept. 19 - International Model A Day in Aiken
- Oct. 3- Oliver Hardy Festival
- Oct 17- Boshears Air Show & car display
- Oct 24 - Annual steak cookout
- Nov. 7 - Richland Creek Old Farm Days

FROM THE AUGUST

ASSEMBLY LINE

- 2 - Abbie Prince
- 3 - Laraine McCain
- 8 - Alan Stewart
- 10- Walker Crosby
- 11 - Sheila McPherson
- 13 - Pascal Bryant
- 17 - Sabrina Cozart
- 20 - Bobby Brandon
- 23- Rita Thornhill
- 25 - Dan Snider
- 27 - Tony Gazette



REFRESHMENT SCHEDULE

August: Annual Dinner Meeting (August 20th)
 September: Wisham, Morse, Neitzke, _____
 October: McMullin, Krosting, R. Jones, _____
 November: G. Jones, Neal, Bryant, Mason
 December: Christmas Party

NEWS FROM UNDER THE SHADE TREE

- ♦ Jim McPherson was admitted into the hospital for tests in late July.
- ♦ Anne Neely-Beck is recuperating from a long surgery performed July 17.

If you have news to share, let me know at newsletter@ShadeTreeAs.org

AUGUST MEETING MEETING

The August meeting will be our annual dinner meeting: Thursday, August 20th at 6:00pm at Sconyers 2250 Sconyers Way, Augusta. Tell them that you're with the Shade Tree A's. There is no regular Monday meeting in August.

International Model A Day Celebration

Saturday, September 19, 2015

3:00 pm

HO Weeks Center Whiskey Road Picnic Pavilion at
1700 Whiskey Road in Aiken



The Aiken Model A's have invited the Shade Tree A's to a celebration of International Model A Day with a cookout and car display on Saturday, September 19 starting at 3:00 pm. The cars will be displayed along the Whiskey Road frontage of the park.

The Aiken club will be supplying corn dogs and hamburgers with all the fixings and is asking folks to bring side dishes or other items. Because there is usually too much food at picnics, for those who are unable to prepare something (or choose not to for the betterment of society), we suggest a monetary donation of what you might have spent to help provide paper goods and other picnic supplies.

A sign-up sheet will be circulated at the August meeting or you may contact: Tom 803-649-0054/ patroberts1176@gmail.com, or Rachel at 803-649-3618/ rachel@dentremont.us to let us know how many are coming and what you will be bringing.

Please bring the appropriate serving utensil along with your covered dish or dessert, folding chairs, and, of course, your Model A!

International Model A Day coincides with the first anniversary of the Aiken Model A's so please join in on the double celebration.

MAP OF ODELL WEEKS ACTIVITY CENTER AREA (Aiken, SC)

**FOR
INTERNATIONAL MODEL A DAY
SATURDAY, SEPTEMBER 19, 2015**



From Whiskey Road, turn in to the Odell Weeks Activity Center. Then turn left on the walking track. Walkers have the right of way!! Park on the right side, near the picnic shelter.

1700 Whiskey Road

NOTE: Only Model A's will be permitted to park adjacent to the walking track. All modern cars must be parked in the paved parking areas.

Bentley's

Antique Auto Service, Inc.

We are a Full Service Shop, specializing in Model A Fords

We offer Award-Winning Paint and Bodywork

Expert Service and a Complete Machine Shop

678-407-1947 www.mymodela.com

Enjoy the Drive...

BRATTON'S

ANTIQUE AUTO PARTS



800-255-1929 Phone
www.brattons.com
800-774-1930 Fax
1606 Back Acre Circle
Mount Airy, MD 21771

Your source for Quality Model A Ford Parts since 1976

The World's Largest Selection of 1909-31 Ford Parts

Snyder's

ANTIQUE AUTO PARTS

12925 Woodworth Rd. • New Springfield, OH 44443

Toll Free Ordering (888) 262-5712
or FAX (888) 262-5713
Order On-Line @ www.snydersantiqueauto.com



 **FREE Fully Illustrated CATALOG**
\$10.00 outside the U.S., Canada, & Mexico

"ONE MILE AHEAD"

Smith and Jones

Antique Auto Parts

60 Wisconsin St., W. Columbia, SC 29170
803/822-4141 FAX 803/822-8477



Quality Parts
Same Day Shipping
Established 1972
142 Page Catalog
Order Desk 800-422-1928

 www.snjparts.com

Mike's "A" Ford-able Parts

Mike Butcher

124 Model A Drive, Maysville, GA 30558
email: mike@mikes-afordable.com - www.mikes-afordable.com
Fax: 706 652 2492 - Phone: 706 652 3866
1 888 TRY MIKE (879 6453)



Specialising in 1928 - 1931 Model A Ford Parts

SUSAN

MELOAN



JACKETS, SHIRTS, VESTS & HATS
For Shade Tree A's Club Members

Digitally Controlled Machine Embroidery Services

803-634-2570 snmeloan@gmail.com

GoldCross

Emergency Medical Services, Inc.



1109 Medical Center Drive, Building 4
Augusta, Georgia 30919

Phone: 706-792-9292
Fax: 706-792-9250 rgoodson@goldcrossems.com



SCHWALM'S

BABBETTED BEARINGS
MODEL "A" ENGINE REBUILDING

www.schwalms.com

AUGUST DINNER MEETING

Thursday, August 20 at 6:00

The Shade Tree A's annual dinner meeting will be held **Thursday, August 20** at 6:00 at the **Sconyers**, 2250 Sconyers Way, Augusta. There will not be a Monday meeting in August.

(Yes, this is an intentional repeat because it's a change from what was announced at the meeting.)



THE BODY SHOP FIRST ANNIVERSARY & CRUISE-IN

Saturday, August 1, 10am to 3pm

The Body Shop, located on the Aiken/Augusta Highway (118 Abear St, Warrenville, SC 29851) is celebrating its first anniversary in August 1st. They are having a cruise in with snacks, a car display, and tours of the facility. In addition, Shepard Blood Center will be conducting a blood drive between the hours of 10am and 2pm. There is plenty of room for parking in the field adjacent to the shop. Several Shade Tree A members are customers (with their modern cars) and the owner was a Model A person in a former life.

WANTED

Used Parts Wanted! Here at Bentley's, we go through a lot of parts and we often find ourselves needing re-buildable Zenith carburetors and parts, along with re-buildable Sparton Horns and parts. . If you have Carburetors, Horns, or other parts you think I may need, please drop me an email at bennypam@windstream.net I am always willing to pay fair prices for good usable parts. Thanks, Bentley

THE AIKEN MODEL A'S

The Aiken Model A's now has a website.
Visit it at www.aikenas.org



50 Years Experience
Agreed Value Coverage
Superior Claims Service

1-888-ANTIQUE

www.jctaylor.com

D & M HEATING & AIR INC.

A Cool Co

Doug Wilson

CSRA CARRIER Authorized Dealer

Phone 706-667-0196 Fax 706-667-0197

1003 Alexander Drive; Augusta, Ga., 30909

OVERDRIVE UPGRADE

Bentley Bohanan

Bentley's Antique Auto Service

If you drive your Model A on the open road a lot, such as touring, you may have noticed the need for a higher gear above 45 mph. For many years now, guys have upgraded their cars by installing an overdrive. There are several options to choose from. I will try to go over the most popular options, then you can decide for yourself what is the best route for you. Remember that we are always eager to help with any project you take on for your Model A.



1: High-Speed Rear-End Gear. Most Model A's came with a standard ratio gear, which is 3.78:1 (34:9). This is a perfect all around gear ratio for standard driving. However, if you find your car tends to rev the engine during highway driving, and you have a fairly light weight car such as a Pick-up or Coupe, you may want to opt for a high-speed gear such as a 3.54:1 (39:11). Installing a new ring and pinion gear will require removing and disassembling the rear end. Always be careful to set the gears up properly, inspect and replace any worn bearings and parts, and especially the Seals.

2: There are several kits available which allow you to install a later model transmission in your Model A. These transmissions are either from a Ford pick-up or Chevrolet S-10, from the '80s or '90s. We have installed both types of kits. These kits are not for the faint of heart, requiring cutting and welding of the frame, and extensive modifications to the drive train and brakes. However, if you don't mind the modifications, they are nice transmissions when done, providing both synchronized shifting and overdrive.

3: Another option, perhaps from days gone by, is the Borg-Warner Overdrive. These were installed back in the '50s and '60s, when junkyard were full of cars with these units. They were installed by many OEM (Original Equipment Manufacturer) car companies. You see a lot of older restorations with these units installed. From time to time you may find one of these overdrives at a swap meet. You would be on your own to find replacement parts and installation guidelines. Good luck.

4: The easiest, and perhaps the most popular upgrade is the Mitchell Overdrive. These are available brand-new today. The entire unit takes place of your stock driveshaft and driveshaft tube. It is a true bolt-in affair, which can be done in a weekend. There are no modifications required to your brake system or chassis. The unit is synchronized, so you can shift it in and out of overdrive while driving. This allows you to use it as a "Gear-Splitter", affectively giving you a six speed transmission. Keep your original driveshaft, and driveshaft tube, so you can keep your Mitchell, if you ever decide to sell your Model A.

There is a several week backorder on the Mitchell Overdrives, , so if you decide you want one for your Model A, call me today and we will get one ordered for you. Remember if we can help with any project on your Model A, please give me a call anytime at 678-407-1947.



In the late 1920's the handkerchief hem helped transition the short skirts of the "flappers" in the early 20's back to a longer length of the 1930's. The style is back in the stores today in dresses, skirts, sweaters, and blouses.

Is Back





THE 2015 MONROE WADE AWARD

The purpose of the Monroe Wade Award is to honor a current Shade Tree A's member who promotes and encourages the furtherance of the Model A hobby. The member can have accomplished this in *any* of the ways listed below:

- 1) A club member who goes out of his or her way to help other members repair or maintain their Model As.
- 2) A club member who:
 - a) Writes an outstanding article for the Shade Tree A's Newsletter regarding repair and restoration, or who brings to light new information about the Model A.
 - b) Presents an outstanding program regarding repair and restoration or who provides new information about the Model A at a club meeting.
- 3) A club member who shows dedication to the Model A hobby and to the club by:
 - a) Driving his or her Model A on a substantial number of club tours and events.
 - b) Driving his or her Model A great distances, demonstrating that the Model A is not only fun but a worthy means of transportation.
 - c) Is an outstanding representative of the Shade Tree A's at national meets and tours or local community events, thus serving as a Shade Tree A's Club ambassador.

Club members may nominate any member in good standing by **submitting the member's name and a short paragraph with their reasons for nominating the member.** The winner will be announced at the annual Christmas meeting. The award winner's name will be added to a permanent plaque located at the club's meeting place and a second plaque will be given to the winner.

The winner will be chosen by a committee made up of the past three winners: Rachel d'Entremont, Eric Shogren, Larry Komp, and by Betty Wade. You may give your nomination one of the committee members. All nominations must be received **not later than the November meeting (November 9)** to be considered.

DEAR MISS CRANK

Miss Crank has very little expertise on a great many subjects. She is here to answer Model A questions relating to manners, relationships, home, pets, and more.

Dear Miss Crank:

I'm a widower and invited a lovely lady out for dinner and, to my delight, she readily accepted. I showed up in my beautifully restored 1929 Business Coupe. She seemed surprised but appeared eager to ride in it. People waved and smiled and she waved and smiled back. After dinner at a very nice restaurant, we went for a drive in the country. I have not dated for over 31 years and may not be a very good judge, but I thought everything was going very well. When we were about 10 miles from home, the engine died. I asked her to steer the car while I pushed in order to get the car off the road. She said the wheel was too hard to turn. I suggested she push while I steered. You wouldn't have believed her reaction. She became a bit unglued. She didn't want to ruin her high heels or her finger nails. And she didn't come on a date to "sit on the side of the road". And not only that, she complained that the wind messed up her hair. I ended up walking, alone, about 1/2 mile to a quik shop to use the phone. Where did I go wrong and is there any hope for this relationship?

Lousy First Date

Dear Lousy,

I don't know how long you've been driving a Model A but unless it's been a very short time or you've led a charmed life, you're used to some unexpected free time sitting on the side of the road (of course, if you have gotten used to it, I guess it is not unexpected, but I digress) Your lady friend is most likely not used to these events and her response is not totally without merit. When you invite someone to ride in your Model A, unless it's only around the block, you should warn her, or him, of the risks. Passengers should be invited to wear a hat or scarf and should be encouraged to wear or bring along some walking shoes. If it's cold outside, your passenger should be urged to dress accordingly. You should always be prepared for a breakdown (of the car, not your date) and have drinking water, basic tools (even if you don't know what they're for), sunscreen, and for heaven sake, a cell phone! As for the future of the relationship, if

CONTACT INFO

Shade Tree A's Model A Club
4424 Reynolds Street
Hephzibah GA 30815-7909
Web Page: <http://www.ShadeTreeAs.org>

Eric Shogren President	803-215-3276 pres@ShadeTreeAs.org
Greg Jones Vice President	720-272-7907 vp@ShadeTreeAs.org
Kathy Poole Secretary	706-854-1945 sec@ShadeTreeAs.org
Richard Dunevent Treasurer	706-339-8167 treas@ShadeTreeAs.org
Jim McPherson National Director	706-592-4835 nationaldir@ShadeTreeAs.org
Tom Poole Board of Directors	706-854-1945 bod1@ShadeTreeAs.org
Gerald Melchior Past President	706-294 5065 bod2@ShadeTreeAs.org
Tom Roberts—Board and Membership Coordinator	803-649-0054 membership@shadetreeas.org
Rachel d'Entremont Newsletter	newsletter@ShadeTreeAs.org
Sheila McPherson Photographer	706-592-4835 photogpher@ShadeTreeAs.org
Frankie Dunevent Shady A Ladies	706-863-6758 bodliaison@ShadeTreeAs.org
Anne Neely-Beck Era Fashions	478-945-3736 erafashions@ShadeTreeAs.org
Dan Perla Webmaster	706-855-5730 webmaster@ShadeTreeAs.org

she agrees on another date, ask if she wants to go in your newer car or the Model A. Her reaction to that question will tell you a lot.

Send your questions to Miss Crank at
Newsletter@ShadeTreeAs.org or
PO Box 992, Aiken SC 29802

STILL AROUND AFTER ALL THOSE YEARS



Protect your child . . . give him

KLEENEX*Disposable Tissues*

MOTHER—when your child has a cold, don't neglect it! Health is at stake. With children there's always the risk of more serious developments! That's why it's so important to protect them from self-infection caused by the repeated use of germ-filled handkerchiefs. That's why thousands of mothers now give their children Kleenex instead.

DANGER in handkerchiefs

Scientific tests have identified 240,000 dangerous germs in a handkerchief used only once during a cold! Children can't possibly avoid self-infection when they carry these disease organisms back to their face time after time.

Use Kleenex and destroy

Now Kleenex forever ends this menace. Kleenex is a handkerchief tissue, so inexpensive that it's used but once, then destroyed. Germs are destroyed with it.

KLEENEX Disposable TISSUES**Germ-filled handkerchiefs are a menace to society!**

Children prefer Kleenex to ordinary soiled handkerchiefs—once they try it. Made of rayon-cellulose, Kleenex is softer than linen, more absorbent than anything! A positive comfort during colds.

And think of the convenience to you! No laundering—and every woman who's ever washed a dirty handkerchief knows what that means.

Other uses for Kleenex, too. Try it for polishing spectacles, for manicuring, for applying medicine. And for removing cold cream. Kleenex has no equal. Its super-absorbency is needed to blot all dirt and make-up from the pores. Sold at all drug, dry goods and department stores.

Kleenex Company,
Lake Michigan Bldg.,
Chicago, Illinois.
Please send sample
packet of Kleenex.



Name _____

Street _____


City _____ State _____

In Canada, address: 330 Bay St., Toronto, Ont.



23rd Annual Boshears Skyfest and Fly-In Car Show Saturday, October 17, 2015

**Daniel Field: Located at the intersection of
Highland Avenue and Wrightsboro Road, Augusta, GA**



Car Show: Saturday, October 17, 2015

Open to all cars and trucks 25 years and older.

No registration fee. Pre-registration is encouraged.

Show vehicle admission is from 9 to 11 AM. Registration is closed at 11am.

Voting 11am to 3pm. Trophies awarded 3:45pm

People's Choice Awards plus a Best of Show trophy.

Registrants receive 2 free Boshears Skyfest and Fly-In entrance tickets per car entered.

No entrance fee but voluntary donations may be made to the

GaSCar fund raising project supporting Hale House.

Pre-registration form available at <http://gascar.home.comcast.net>

For further car show information contact Mark Petry @ 706-736-3392.

Hosted by GaSCar Antique Car Club





Boshears Skyfest and Fly-In Car Show Registration

Saturday, October 17, 2015

Open to all cars and trucks 25 years and older.

Show admission is from 9 AM to 11 AM. Registration is closed at 11am.

Voting until 11a-3pm. Trophies awarded at 3:45pm

Registrants receive 2 free Boshears Skyfest and Fly-In entrance tickets per car entered.

No entrance fee but voluntary donations may be made to the

GaSCar fund raising project supporting Hale House.

Pre-registration is encouraged.

Name: _____

Address: _____

Telephone Number: _____

Email Address: _____

Show Vehicle:

Year _____

Make _____

Model _____

Pre-register by emailing registration form to: petrymail@yahoo.com

or mail form to GaSCar, 2806 Scarlett Drive, Augusta, GA 30909

For questions or information call, Mark Petry, 706-736-3392.

Hosted by GaSCar: Georgia-South Carolina Antique Car Club

