

Shade Tree A's News

SITTING ON THE SIDELINES

Rachel d'Entremont

As it does most years, my '28 Roadster traditionally takes a vacation during the nicer touring weather and relaxes in the garage while other Model A's go on adventures. This year is no different. Even before the beautiful spring weather arrived, I knew I would be missing much of the fun.

On the way home from a trip to Trenton SC with the Aiken Model A's in early February, I destroyed the valves and pistons when the engine relieved itself of all its oil before I noticed that there was a problem. For those thinking that I failed to check the oil, it had been only driven a few miles since its last oil change and there was no oil on the garage floor (well, it wouldn't be a Model A if there was no oil, but there was only a tiny bit).

While the engineless car has been parked in the garage, the engine had been sent to rehab and spent the last month at Paul Peacock's shop near Ridge Spring, SC. He took excellent care of it and it came back looking new and sounding even better! It's Mr. Peacock's belief that the thermostat that had been inserted into the radiator hose had frozen in the closed position which he believes cause the engine failure. I've been forbidden from putting a thermostat back in.

If there hadn't been a delay in getting a few of the parts, the car might have been back on the road by now but for now, the engine is at least back in the garage ready to be returned to its customary spot.

This week, I will be joining my son, Brian, on a road trip from Los Angeles to Denver, taking in the sights along the way. My daughter, Anna, will join us for the first leg of the trip and travel as far as the Grand Canyon before flying back to LA.

While I'm on the road trip, I'll miss a couple of

Model A events such as the Johnston Peach Blossom Festival and the Penny Pinson Hot Dog Days and when I return, it is unlikely that the car will be ready for the Blackville Music and Arts Festival or the Memorial Day Parade followed by the Rivers Bridge Picnic. But, I will have a project to work on with Brian when he's in Aiken the week of May 24 for a job interview. After all, he's had the engine out least 6 or 7 other times and he would not feel like he was really home if he couldn't install an engine while he's here!

So, while I'm sitting on the sidelines temporarily, at least I'm not sitting stranded on the side of the road!



ABOUT THE SHADE TREE A'S

<http://www.shadetreeas.org>

The Shade Tree A's is a non-profit organization dedicated to the preservation and the restoration of the Model A Ford automobile. Shade Tree A's annual dues (\$65) include membership in the Model A Ford Club of America (MAFCA, \$40) and a subscription to *The Restorer* Magazine. Members are also urged to join the Model "A" Restorers Club (MARC, \$38) which includes a subscription to *Model "A" News*. The club also is a member of MAFFI, the Model "A" Ford Foundation, Inc.

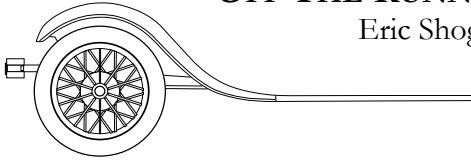
About This Newsletter

© 2015 Shade Tree A's, except as noted.

Please contact Rachel d'Entremont (Newsletter@ShadeTreeAs.org) concerning reprinting of articles, illustrations, or photos.

OFF THE RUNNING BOARD

Eric Shogren, President



BENEATH THE WHEEL

(With apologies to Hermann Hess)

It was great to see everyone at April's meeting. It was great to see renewing member, John Dirksen, new member Ron Wisham, and former members Ronnie Chance and Josh Person. The more the merrier!

As I mentioned last month, I've been working on replacing the springs on my '31 Fordor. I now have the new rear main spring all installed. The old rear spring came off more easily than I anticipated and actually turned out to be an aftermarket spring. But getting the new one up under the car was a challenge. Laying under the car, holding that beast in position, and getting nuts started on the U-bolts was like watching "two monkeys with a football." Once I got one U-bolt bracket on and the nuts started, every time I tried to get the second bracket on the U-bolts the spring would slide from one side to the other. Finally with Dotti holding up one end of the spring I was able to get the bolts started after several tries! And patience was the watch word getting the shackles through the spring perches and the spring. Even though the Model A Mechanic's Handbook states to hook up the right side first and then adjust the spring spreader, it was actually necessary to work the spring spread to get the spring almost spread to its final width before I could line up either side. I could move the perch closer to the spring, but then the shackle holes in the spring and the spring perch were no longer parallel and if they are not parallel the shackle will not slide in; even with "persuasion."

Now I'm on to the front spring. That was an eye opener. As I was dropping the front axle I noticed the leaves of the front spring were shifted to the driver's side. Once I got it down I found an extremely dangerous condition. The bolt that passes through all the leaves had snapped allowing the top five leaves to float free. They were only held in place by the spring hanger. This seriously weakens the front end. So while it takes a bit to drop the front axle, if you have an original front

spring and it's and rusted as my is (see pictures on page 9), it may be worth your while to inspect that front spring!

Now I'm on to removing the spring perches so I can replace the radius rod. I did find a neat trick that helped get one perch out. I found after I had the bolts holding the spring perches to the axle off that I had to retrieve some tools from a shelf above the car. So I drove it out into the driveway with the nuts removed. DO NOT EVER DRIVE A CAR IN THIS CONDITION! But when I gently applied the brakes I felt the front axle shift and heard a pop. When I got the car back in the garage and the axle down one of the perches pulled out by hand! The other one is being a typical DIFFICULT perch to remove! I'm still working on that...

So enjoy the spring weather that is finally upon us and take the time to either work on or drive your cars; or BOTH!

In closing I would like to encourage everyone to take a look at the calendar of event and just pick an event you haven't done before and just say "I'll be there!" If you got any questions, again, please give me a call or drop me a note. If I don't know the answer, I'll find out who does.

So see you all at the next meeting at 7:00 pm on Monday, May 11th. And as I like to say "A day broke down on the side of the road in your Model A is better than the best day at work!"

D & M HEATING & AIR INC.

A Cool Co

Doug Wilson

CSRA CARRIER Authorized Dealer

Phone 706-667-0196 Fax 706-667-0197

1003 Alexander Drive; Augusta, Ga., 30909

MEETING MINUTES

April 13, 2015

There were 32 members and guests present.

President Eric Shogren called the meeting to order shortly after 7 pm by welcoming everyone to the meeting and asking if there were any visitors. He introduced Ronnie Chance and Josh Person, two former STA Members. Gerald Melchior introduced his grandsons Joseph, Michael, and Stephen. Denise Turner, who had recently inherited an Model A, said that she was turning in her application.

Richard Dunevent gave the Treasurer's report which included checks written for a memorial to Jim Leach and National dues.

Eric asked for any correction to the minutes as printed in the Newsletter; there being none, he asked for a motion to approve and a second. The minutes were approved.

Jim McPherson reported as National Director that MAFCA had received the "blurb" he had submitted but it has yet to be printed.

Rachel d'Entremont asked that all submissions for the May Newsletter be submitted early because she needed to get the newsletter out by April 28th prior to leaving on vacation.

Misty Hooker gave an update on the condition of her dad, George Gordon. She thanked everyone for their prayers, cards, and visits to George and asked that they continue. She said that he was anxious to get back to work on his Model A's.

Old Business: Eric asked for reports on recent events. The St. Patrick's Day parade had about 8 cars and the weather was beautiful. The Picnic in the Park, sponsored by the Palmetto A's was said to be the best yet with games for the kids and adults, perfect weather, and 35-40 Model A's and 100 people from five clubs. It was reported that Charles Howell had driven his Tudor to the picnic and that it was his longest Model A trip to date.

New Business: Eric passed around a sign-up sheet for refreshments and said that there were still many openings. A list of upcoming events was included in the agenda including: Fiddler & Fiddle-Heads, 4/24; Johnston Peach Blossom Festival, 5/2; Penny Pinson Hot Dog Days, 5/9; Social Se-


cure Run, 5/14; Blackville (SC) Music and Arts Festival, 5/16; Aiken Memorial Day Parade, 5/23; the Lowcountry A's picnic at River Bridge, 5-23; and the Trenton Peach Festival, 6/20.

Eric lead a discussion about the possible causes of grease from the U-joint getting into the transmission (rather than 600 -weight oil that was supposed to be there).

There being no further business, the meeting was adjourned to refreshments.

Rachel d'Entremont, acting secretary





LOOKING AHEAD

CLUB EVENTS

- May 2— Johnston Peach Blossom Festival
- May 9- Penny Pinson Hot Dog Day
- May 14-17 Social Security Run
- ~~May 16— Boshear Fly In—Cancelled~~
- May 16—Blackville Music & Arts Festival
- May 23— Aiken Memorial Day Parade
- May 23— Rivers Bridge Park Tour
- June 6- Economy Run
- June 20— Trenton Peach Festival
- July 4—Gilbert Parade

REFRESHMENT SCHEDULE

May: Melchiors, Dinkins, Wilson, Prince

June: Poole, Carruthers _____, _____

July: _____, _____, _____, _____


REFRESHMENT SIGN-UP SHEET

There are still openings on the sign-up sheet for refreshments. Contact Eric to be put on the list.

MAY MEETING

The May meeting will be Monday, May 11 at 7:00pm at Richard's Garage, 4338 Owens Road, Evans, GA.

FROM THE MAY ASSEMBLY LINE



Robyn Broome
 5 - Montie Knapp
 7 - Jim Dover
 8 - Lois Melchiors
 9-John Schroen
 10-Kent Carruthers
 10-John Neumar
 11- Mike Gordon
 16- Kathy Poole
 18 - Dotti Shogren
 18- Ragnild Ezelle
 19 - Brenda Prince
 20 - Gerald Melchiors
 21 - Billy Garland
 23 - Peggy Peters
 24 - Linda Krosting
 28 - Betty Wade

NEWS FROM UNDER THE SHADE TREE

- ♦ George Gordon is making progress after open - heart surgery March 3 but has had problems with water retention and fluid buildup in his lungs. His family requests our prayers for a speedy recovery.

If you have news to share, let me know at newsletter@ShadeTreeAs.org

PENNY PINSON HOT DOG DAY

The Penny Pinson Hot Dog Day Picnic will be held on Saturday May 9th at Emerald Farm, Greenwood, SC. Bring a side and drinks. Lunch is at noon.

SUSAN

MELOAN



JACKETS, SHIRTS, VESTS & HATS

For Shade Tree A's Club Members

Digitally Controlled Machine Embroidery Services

803-634-2570

snmeloan@gmail.com

Page 1

Sketch 1930 Model A Tudor Sedan

Steven Brown

MODEL A Q&A'S

Bentley Bohanan

Bentley's Antique Auto Service

Touring Season is in full swing now. I get several club newsletters from across the southeast and see that everyone is really having fun and their Model A's. Of course there are always things to do on these cars. My advice is to do any fiddling at least a week before a big trip, so you don't get any surprises when you first start out.

Q: I am getting ready to install a new intake/exhaust manifold on my Model A. I have asked several guys in the club for the correct torque for the brass nuts. I have everything from 25 foot-pounds to 65 foot-pounds. What is the correct torque?

A: According to the Chart below. I found that the correct torque setting is 30-35 foot-pounds.

Axle housing to differential	35
Camshaft nut	100
Connecting rods	45
Cylinder Compression on NEW engine	64
-The cylinders should not vary more than 7 pounds between cylinders.	
Flywheel	55
Head	50-55
-Torque up in three stages using correct sequence with final torque after engine is hot.	
Main bearing cap bolts	70 - 80
Manifold - exhaust	30 - 35
Oil pan	15 - 25
Pressure plate - use grade 5 bolts	25
Rear axle shaft nut	100
Timing cover	25
Torque tube to differential	35
Valve cover	15 - 25
Water inlet	40
Water neck - torque with caution	50
Wheel lug nuts	50 - 55

Q: My 1930 Roadster has only one tail light. I have heard that a Deluxe Roadster would have come with two taillights. How hard is it to add the second taillight?

A: All Model A's came with a single tail light on the driver side. Over the years people have added the second taillight on the passenger side. The right side bracket, rubber gasket, bracket backing plate, crossover wire, and dual lite taillight are

available at Mike's "A" Ford-able, and is an easy afternoon installation. While you are at it, why don't you install the LED taillight lenses. These make the taillights super bright and easy to see in modern traffic.

Q: Where can I find a matched pair of 1929, Georgia license plates for my Model A?

A: License plates are a whole different and fun part of the hobby. Last year I got into license plates and in a few months I accumulated quite a collection. My favorite plates are the ones that I got from my friends. Many different states and years, each one with its own story to tell. If you go on the Internet, eBay is always a good place to start. There are several websites out there. I found this website: www.greatamericanplates.com I got some nice plates from him, and he is a Model A guy to boot. Don't forget swap meets, yard sales, and consignment stores are also good places to look.

STOPPING THE MODEL A FORD

Bentley Bohanan

When the Model A Ford first came out in late 1927, one of the outstanding features of the car was the four-wheel brake system. This brought the car to a stop safely and easily. The actuation was smooth and reliable, requiring very little effort. Unfortunately, over the years, the Model A has gained a reputation for having poor brakes. I have heard many stories about people driving the cars years ago with little or no brakes. Many cars have been converted to hydraulic brakes, back in the 50's and 60's when the junkyards were full of 1940's Ford donor cars. It is my experience that a properly restored and maintained Model A brake system is more than up to the task, and will last for decades. If you look on my website at www.mymodela.com I have an extensive article detailing the brake restoration process. All of the parts needed are available now, including cast iron brake drums, all new precision brake hardware, new wheel bearings, and new modern brake linings. Of course we can do any of this work on your car, or help you with the assembly work if you want to do it yourself. Either way, you will be rewarded with a Model A that will stop straight and true with just a light touch of the pedal. Enjoy The Drive...

SHADE TREE A'S ECONOMY RUN

Saturday, June 6, 2015

Robbie Jones

Join your fellow Shade Tree A members on a short local drive to see who can obtain the best gas mileage in their Model A. This is a great opportunity to get your Model A on the road. The route is mostly on less-traveled back roads with speed limits of 45 mph or less. This is a great opportunity to identify and correct any problems with your Model A prior to participating in any longer tours, parades or other events during the coming year. As always, knowledgeable STA mechanics will be available to help with any problems that may be encountered.

The Economy Run will officially begin at Riverside Middle School on Fury's Ferry Road in Evans. There are a couple of options for joining the tour.

Option 1: Meet at the Sunrise Grill in the West Town Shopping Center at 8:00 for breakfast. From there you have at least two good options to fill your tank with gas prior to the Economy Run (non-ethanol or ethanol). For non-ethanol gas, leave the Sunrise Grill and head up Washington Road to Allen's Country Store just past where you turn to go to Richard's house. If you don't mind ethanol gas, there is a Circle K/Shell station adjacent to Riverside Middle School.

Either way, be sure to write down your odometer reading when you fill up. We will gather at Riverside Middle School and leave at 10:00 AM.

Option 2: Meet up at Riverside Middle School. Plan on being there by 10:00 AM ready to go with a full tank of gas and your odometer reading recorded.

If you're not filling up in close proximity to the start of the Economy Run, plan accordingly, as we will be driving approximately 100 miles before filling up again. If you have a thirsty Model A you may be cutting it close. The Economy Run will end with a fill up at Pol-lards Corner near Clarks Hill Lake. From there we will head to the park below Clarks Hill Dam for a picnic lunch (bring your own lunch) before heading home.

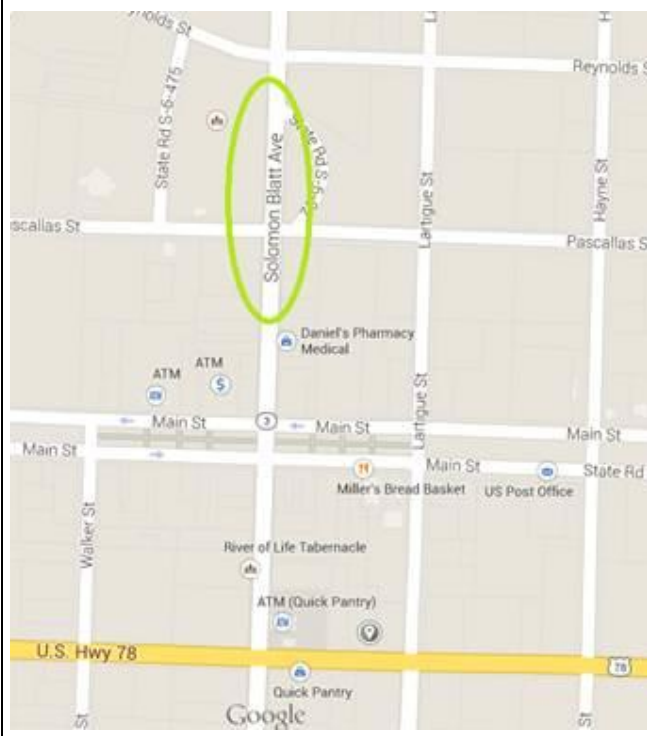


THE BLACKVILLE (SC) MUSIC AND ARTS FESTIVAL

The parade is 11:00am Saturday May 16th with line up from 9:45-10:45. The line up is on Solomon Blatt Ave.

There is a car show with car registration at 12 noon and judging at 3:00pm. Location has not been determined but will be close to all activities.

If you have questions call Charmane O'Berry at 706.339.4614 or via e-mail blackvillemusicandartfestival@gmail.com.



THE THING I LIKE ABOUT A MODELS
IS I DON'T HAVE TO REMEMBER WHICH
SIDE THE GAS TANK IS ON.



BRATTON'S ANTIQUE AUTO PARTS



800-255-1929 Phone
www.brattons.com

800-774-1930 Fax
1606 Back Acre Circle
Mount Airy, MD 21771

Your source for Quality Model A Ford Parts since 1976

Mike's "A" Ford-able Parts

Mike Butcher



124 Model A Drive, Maysville, GA 30558

email: mike@mikes-afordable.com - www.mikes-afordable.com

Fax: 706 652 2492 - Phone: 706 652 3866

1 888 TRY MIKE (879 6453)



Specialising in 1928 - 1931 Model A Ford Parts

THE AIKEN MODEL A'S

The Aiken Model A's now has a website.

Visit it at www.aikenas.org

Bentley's Antique Auto Service, Inc.

We are a Full Service Shop, specializing in Model A Fords

We offer Award-Winning Paint and Bodywork

Expert Service and a Complete Machine Shop

678-407-1947 www.mymodela.com

Enjoy the Drive...

The World's Largest Selection of 1909-31 Ford Parts

Snyder's ANTIQUE AUTO PARTS

12925 Woodworth Rd. • New Springfield, OH 44443

Toll Free Ordering (888) 262-5712

or FAX (888) 262-5713

Order On-Line @ www.snydersantiqueauto.com



FREE Fully Illustrated CATALOG
\$10.00 outside the U.S., Canada, & Mexico



CONTACT INFO

Shade Tree A's Model A Club
4424 Reynolds Street
Hephzibah GA 30815-7909
Web Page: <http://www.ShadeTreeAs.org>

Eric Shogren President	803-215-3276 pres@ShadeTreeAs.org
Greg Jones Vice President	720-272-7907 vp@ShadeTreeAs.org
Kathy Poole Secretary	706-854-1945 sec@ShadeTreeAs.org
Richard Dunevent Treasurer	706-339-8167 treas@ShadeTreeAs.org
Jim McPherson National Director	706-592-4835 nationaldir@ShadeTreeAs.org
Tom Poole Board of Directors	706-854-1945 bod1@ShadeTreeAs.org
Gerald Melchioris Past President	706-294 5065 bod2@ShadeTreeAs.org
Tom Roberts—Board and Membership Coordinator	803-649-0054 membership@shadetreeas.org
Rachel d'Entremont Newsletter	newsletter@ShadeTreeAs.org
Sheila McPherson Photographer	706-592-4835 photogpher@ShadeTreeAs.org
Frankie Dunevent Shady A Ladies	706-863-6758 bodliaison@ShadeTreeAs.org
Anne Neely-Beck Era Fashions	478-945-3736 erafashions@ShadeTreeAs.org
Dan Perla Webmaster	706-855-5730 webmaster@ShadeTreeAs.org

DEAR MISS CRANK

Miss Crank has very little expertise on a great many subjects. She is here to answer Model A questions relating to manners, relationships, home, pets, and more.

Dear Miss Crank:

I like to work in my garage very early in the morning or late into the night when it's not so hot. I have a neighbor who, it seems, needs to let her dog out whenever I'm working. Every time I rev the engine, the dog starts howling. The longer I rev, the louder he howls. This can go on for quite a while before she brings her dog back in. And if I'm working on my horn, the dog is unbelievably annoying. It seems pretty inconsiderate for her to allow her dog to wake those people who might be trying to sleep or to annoy people trying to relax. Why are people so inconsiderate?

Looking for Peace & Quiet

Dear Looking for P&Q:

How unfortunate for you to have such an inconsiderate and oblivious neighbor. One would think that someone living in a neighborhood in close proximity to others would have more respect for those nearby. Perhaps if you cranked your radio up to full blast, it would mask the noise of both the car and the dog.

Send your questions to Miss Crank at
Newsletter@ShadeTreeAs.org or
PO Box 992, Aiken SC 29802



MEMBER PROJECTS

FRONT SPRING

Eric Shogren

Well I got the front axle off and dropped the spring. I thought they had just added a few leafs. In reality I got to this none to soon. The bolt through the spring had snapped. The top four leaves were floating free. Yikes! Could have been dangerous!

I was able to pull one of the spring perches out easily by hand. Last night I had removed the nuts on the bottom of the perches. Then this morning I realized one of the tools I needed was on the shelf above the garage door and I had to pull the car out. I can't recommend this, but I did not put the nuts back on. I slowly pulled out and gently applied the brakes and got the death wobble. Well that was enough to break the one perch free. Not so lucky on the other one. Haven't figured that one out yet.



1928 FLOWER POWER?




Do you know where this flower can be found on the Model A?

Send your answer to
Newsletter@ShadeTreeAs.org

STILL AROUND AFTER ALL THOSE YEARS...

It pops!
It snaps!
It crackles!
And how
good
it tastes!



You can't imagine a more fascinating cereal! So crisp it actually crackles when you pour on milk or cream. No wonder Rice Krispies were a sensation from the start—and are now one of the very largest-selling cereals!

How good those nourishing rice bubbles do taste! Crisp with crunchiness, rich with flavor. Youthful appetites welcome milk when it comes with Rice Krispies.


Serve this tempting cereal for your own midday meal. With sliced fruits or honey. Delicious for breakfast, lunch or dinner. And the kiddies' supper—so wholesome and easy to digest.

Good to munch right out of the package. Butter and serve like pop corn. Sprinkle into soups. Use in candies, macaroons, in place of nutmeats.

Order Rice Krispies at hotels, restaurants, cafeterias, on dining-cars. At all grocers. Always in the red-and-green package. Always so crisp they crackle in cream! Made by Kellogg in Battle Creek.



Kellogg's RICE KRISPIES



June 21st thru 26th, 2015



MODEL A RESTORERS CLUB

6721 MERRIMAN RD. GARDEN CITY, MI 48135 USA FOUNDED 1952



IT'S TIME TO **BOOK YOUR ROOM** FOR THE 2015 MARC NATIONAL MEET IN NIAGARA FALLS CANADA. YOUR **HOST** IS THE **CANMARC**
THIS MEET IS BOUND TO SELL OUT FAST. BELOW WE HAVE LISTED THE 3 HOTELS AND THE CODE TO USE WHEN BOOKING. KEEP IN MIND THERE ARE "FALLS VIEW" ROOMS AND NON VIEW. PLEASE ALSO VISIT THE WEB SITE FOR MORE INFORMATION.

THERE ARE 3 HOTELS THAT ALL SHARE THE SAME PARKING LOT

THE ROOM RATES ARE QUOTED IN CANADIAN FUNDS, AND ARE SUBJECT TO A **PROMOTION FEE [PF]** OF 3.8% AND BOTH ARE SUBJECT TO **13% HARMONIZED SALE TAX**.

SHERATON ON THE FALLS (HOST)
5875 FALLS AVENUE, CLIFTON HILL,
NIAGARA FALLS, ONTARIO
L2G 3K7

CITYVIEW \$148.95 *
FALLSVIEW \$168.95 *

CROWNE PLAZA HOTEL NIAGARA FALLS / FALLS VIEW

5685 FALLS AVENUE, (NORTH EAST, UP THE STREET FROM THE SHERATON ON THE FALLS).

NIAGARA FALLS, ONTARIO
L2E 6W7

TRADITIONAL \$128.95 *
FALLSVIEW \$148.95 *

SKYLINE INN NIAGARA FALLS
4800 BENDER HILL, CLIFTON HILL,
(AROUND THE CORNER, TO THE LEFT, FROM THE CROWNE PLAZA HOTEL).

NIAGARA FALLS, ONTARIO
L2G 3K1 **THE "RESORT FEE" IS NOT INCLUDED**
TRADITIONAL [TWO BEDS] \$89.00
FAMILY SUITES [THREE BEDS] \$139.00

RESORT FEE (DAILY) = \$9.95 AND IT INCLUDES:

- FREE INTERNET ACCESS WITH ENDLESS DEVICES,
- FREE UNLIMITED LONG DISTANCE CALLS FROM YOUR ROOM TO ANYWHERE IN USA OR CANADA,
- FREE UNLIMITED LOCAL CALLS,
- 2 BOTTLES OF COMPLIMENTARY WATER PER DAY,
- COMPLIMENTARY IN-ROOM STARBUCKS COFFEE AND TAZO TEAS, - COMPLIMENTARY GLOBE AND MAIL NEWSPAPER DAILY,
- FREE UNLIMITED ACCESS TO SHERATON FITNESS CENTRE BY CORE PERFORMANCE, - FREE PRINTING OF BOARDING PASSES,
- 2 WEGO NIAGARA CITY-WIDE TRANSPORTATION PASSES (NORMALLY \$14.00 PER PERSON).

(*) A \$9.95 CDN PER NIGHT "RESORT FEE" IS INCLUDED IN YOUR ROOM RATE.

CALL THE HOTEL DIRECTLY AT: 1-800-519-9911 AND REQUEST THE SPECIAL CONVENTION RATE FOR THE CANADIAN MODEL 'A'

WEDNESDAY LUNCH

A group of STA members meet at Ci Ci's Pizzeria, 4020 Washington Rd. for lunch each Wednesday. The restaurant is actually between Washington Rd and Columbia Rd, in front of the Gerald Jones Autoplex. Join 10-12 of your fellow STA members at 11:30 for lunch.

AIKEN MEMORIAL DAY PARADE

May 23

After earlier reports that there would be no parade, a new sponsor has stepped up to take over the organization of the 11 am parade. Lineup will be at 10 am with the lineup location to be announced.

For those interested in attending the four-club picnic at Rivers Bridge State Park, a group will leave directly from the parade. Details pending.



Gold Cross Emergency Medical Services, Inc.

1109 Medical Center Drive, Building 4
Augusta, Georgia 30919

Phone: 706-792-9292 Fax: 706-792-9250 rgoodson@goldcrossems.com



D & M HEATING & AIR INC.

A Cool Co Doug Wilson

CSRA CARRIER Authorized Dealer

Phone 706-667-0196 Fax 706-667-0197

1003 Alexander Drive; Augusta, Ga., 30909



SCHWALM'S
BABBITTED BEARINGS
MODEL "A" ENGINE REBUILDING

www.schwalms.com



J.C. Taylor
INSURANCE

50 Years Experience
Agreed Value Coverage
Superior Claims Service

1-888-ANTIQUE www.jctaylor.com

RIVERS BRIDGE STATE PARK

May 23

The Lowcountry A's have invited the STA's, the Aiken Model A's, and Palmetto A's for a day trip to Rivers Bridge State Park in Ehrhardt, SC on Saturday, May 23. It is approximately equidistant from Columbia, Augusta, and Charleston. They really would love to have a good crowd join in from these clubs. The Lowcountry A's have reserved the big shelter and ask for everybody to bring their own picnics.

The picnic is scheduled for 1 pm.

For those participating in the Aiken Memorial Day Parade (also on May 23), we are supposed to be early in the parade and a group will leave directly from the parade to go to the picnic.

THE CLASSIFIEDS

FOR SALE

Engine blocks
Crankshafts
Miscellaneous parts

Contact: John Ott 803-760-5723

FOR SALE

1931 Model A Tudor with the Blue Wheels. Excellent mechanical shape, runs and drives well. No rust. Last painted 1952, original upholstery. 4 new tires, not installed, are included. Leather trunk and rack included. LED turn signals included.

Alternator installed but have the original generator.

Manifold heater. Driven to Cape Hatteras last year. Previous owner Chris Brown in Jacksonville Florida. Seller wants \$15,000. Sharon Stewart: call or text 912-687-0746.

FOR SALE:

1930 Model A Ford Tudor (Kenny Croft's car). Fully restored by owner in 2006. Black with partial Lebaron Bonney medium beige interior and new top. Good tires and runs good. Extra clean. Driven around town regularly until health issues dominated. Family wants to sell. \$15,000.00. Come drive it home! Please call 843-324-0429.



FOR SALE

3 Model A engine blocks, assorted crankshafts and oil pans. \$100 for all. Contact Ross Ott at (706) 825-7099, rosswott@gmail.com.



FOR SALE

Complete hydraulic brake setup for a Model A Ford. This hydraulic brake setup was formerly installed on James Beck's 1930 Model A Coupe. Just bolt on to your Model A and you are ready to go. \$1,000.00. George Gordon 706-513-7619

HATS FOR SALE

Navy blue Shade Tree A's hats for \$12.00. See Richard or Frankie.

FOR SALE

- ◆ Two-2- Firestone Studded Grip tires; 4:40-4:50 X 21 tires. good tread but cracking on the sides. I changed them off my Model T for that reason-FREE
 - ◆ 1929 transmission with chrome gear shift. I changed this out of the speedster and replaced it with a 1936 transmission. It was working well when removed. \$150.00
 - ◆ Rebuilt Model A clutch and pressure plate that I do not need. \$65.
 - ◆ Heat shield that goes between the muffler and floor board. this is new. \$40.00
- Abbie Prince: prince77@comcast.net