

Shade Tree A's News

WHOA!

Rachel d'Entremont

As many of you know, I have an engine that is still in it's breaking-in stage after a total engine rebuild in May. I should be past that breaking-in stage but it's been so very hot this summer that I have avoided driving it anywhere to which I don't want to arrive looking like I've been in a sauna: dripping wet with matted hair.

After about the first 50 miles with my rebuilt engine, it catastrophically blew the head gasket and water was everywhere! So I've been especially nervous about taking it on the highway and going my normal lickety-split 53 mph. Instead, I've been driving around Aiken at a sedate 30-35 mph and occasionally getting up to 45 for short periods of time.

I signed up for the Moonshine & Prohibition reenactment on September 19 and met downtown with the rest of the Aiken participants for the 25-mile trip to Edgefield. My first highway trip. We were running a bit late and I was the lead car. Others in the group wanted me to keep it under 45mph which was fine with me.

Just a few miles into our trip, after easily cruising along at 45 mph, I was starting to feel comfortable with driving my new engine on the highway. I had gotten quite nervous after destroying the engine and then with the blown head gasket shortly after the rebuild... but all seemed to be going well. I started to relax when all of a sudden, the car seemed to lose all it's power. I was on flat road with my pedal to the floor and barely going 30 mph. Fortunately the road widened just before the interstate on ramp so there was room to pull off. The other four cars pulled in behind as I lifted the

hood expecting another blown head gasket but all seemed dry. By then others had come to see what the problem was and after gunning the engine a few times, the prognosis was "junk" in the carburetor. I was back on the road and again cruising along at 45 mph. The car didn't feel right so I pulled off in front of a dilapidated shack and reached for the emergency brake...OH POOH!...it was already on! Boy, did I feel stupid. At this point I was ready to turn around and head home. But I made it the rest of the way without incident (and home again, too). Once I arrived in Edgefield, several people reassured me that everyone's done it at one time or another.

Two weeks later, a bunch of us met for coffee in Aiken and one of the folks admitted to me that when he left the International-Model-A-Day event in Aiken the week before, he had driven a few miles and had gotten up to about 45mph when he looked down and saw that he, too, had been driving with the emergency brake on!

In my case, I need to slow down, calm down, and not allow myself to get so frazzled when things go wrong. But it's reassuring to know I'm not alone.

ABOUT THE SHADE TREE A'S

<http://www.shadetreeas.org>

The Shade Tree A's is a non-profit organization dedicated to the preservation and the restoration of the Model A Ford automobile. Shade Tree A's annual dues (\$65) include membership in the Model A Ford Club of America (MAFCA, \$40) and a subscription to *The Restorer* Magazine. Members are also urged to join the Model "A" Restorers Club (MARC, \$38) which includes a subscription to *Model "A" News*. The club also is a member of MAFFI, the Model "A" Ford Foundation, Inc.


About This Newsletter

© 2015 Shade Tree A's, except as noted.

Please contact Rachel d'Entremont (Newsletter@ShadeTreeAs.org) concerning reprinting of articles, illustrations, or photos.

OFF THE RUNNING BOARD

Eric Shogren, President



BENEATH THE WHEEL

(With apologies to Hermann Hess)

I've just been looking over some of the pictures from the Edgefield Shootout. What a fun time, and our members and their cars played a major role!

I want to thank Shelia McPherson and Theresa McMullin for volunteering to coordinate this year's Christmas Party! Thanks Ladies!!!!

But, I also want to talk about safety. These cars are a blast to drive and I really love doing that. So far this year, I've driven my two cars just shy of 3600 miles. The recent Model A accident with two fatalities in Temple City, California makes me realize we have to take care of these cars. I just reviewed the web as well as Ford Barn and have not seen a cause for the Temple City accident. However, there was speculation that it could have been caused by a shortened pitman arm breaking in two. Original Pitman arms are forged as one piece. A shortened pitman arm does make steering easier. Shortening a pitman arm involves cutting out about 1 1/2 inches and re-welding. Even though I got my shortened pitman arm from very experienced welder who I've known for a long time, the process of cutting and re-welding a forged piece of steel can weaken it. Bratton's sells a new manufactured shortened pitman arm that is forged out of chrome moly steel. I figured \$36.90 plus shipping was a good investment.

Another key thing is to keep an eye on your vehicle's maintenance. Because of the increased tempo of my Model A driving, I instituted a weekly check of the brake adjustment and daily checks of oil and water, even before I learned of the Temple City accident. If you're driving your Model A frequently, remember that most lubrication is done at

the 500 mile mark which can easily sneak up on you. It's also good to check for parts falling off. Many of you know about the many tools and spare parts I carry in my trunk. Well, last weekend Brian Roberts, Tom Robert's grandson, noticed that my luggage rack had cracked and I was about to lose that trunk! So keep your cars out on the road, but take the time to give them the TLC they deserve.

Also, remember the Steak Cook out is coming up on October 24 at 1:00 pm at the picnic area below the dam. Bring a covered dish, your own plates and utensils and something to drink. We will eat around 3:00 pm. More information will be coming at the meeting.

And, please remember to contact Jim McPherson or Frank Knapp, our nominating committee, who are seeking candidates for Shade Tree A Officers for 2016.

So, let's get those cars out on the road, and just remember a day broken down on the side of the road in your Model A is better than the best day at work!



MEETING MINUTES

September 14, 2015
Richard's Garage

President Eric Shogren opened the meeting at 7:00 by recounting the past several weeks of using his Model A as his main means of transportation since selling his modern truck. He is awaiting the receipt of his on-order truck. He said it was a pleasant break in his day to drive between meetings in his Model A.

There were 38 members present and no visitors or guests.

Richard gave a detailed Treasurer's Report and reminded everyone that it is time for the yearly STA and MAFCA dues to be submitted.

The minutes for both the July monthly meeting and the August dinner meeting, as printed in the newsletter, were approved in one vote.

Jim McPherson, National Director, reported that he had submitted short articles to both the MAFCA and MARC magazines.

Eric informed the club that Jill Sullins, the Chapter Coordinator for MAFCA, recently died. He said that he and Jill had worked together on the 2004 tour in the Augusta/Aiken area.

Eric commented that there was some speculation that an August 31 accident in California may have been related to a mechanical failure but that the actual cause of the fatal accident had yet to be determined.

Eric shared that folks on the Ford Barn website had commented that there may be problems with shortened pitman arms. He said that Brattens sells a new shortened one-piece pitman arm that appears to be much more reliable than the modified arm that many use to improve their steering.

It was reported that Mike Gordon is improving after knee surgery and that Jim Mason is getting better after hip surgery; both were at the meeting.

For Show and Tell Eric passed around a rebuilt leakless (but not lubrication-free) water pump.

Old Business:

Eric thanked Doug Wilson for setting up the August dinner meeting at Sconyers and commented that it was a good turnout.

Don Turley said that he had attended the Swap meet at the Cofer Collection in Lilburn GA. He said that it was a good turn out for a one-day event and that there were a lot of vendors.

New Business:

Eric reminded the group that it was time to send in nominations for the Monroe Wade award. The application and criteria are in the newsletter.

Regarding 2016 club officers, Eric said that he had asked Jim McPherson and Frank Knapp to serve as the nominating committee.

The items on the calendar of upcoming events were discussed.

Eric said that the Board was considering having the Christmas party at First Baptist Church on Wheeler Road Extension. He said that the church would provide a catered dinner and that they are looking into possible dates. He requested volunteers to organize the party.

Ernie Dinkins is selling tickets for a raffle being held by St. Teresa's for a 1929 Model A Fordor Briggs Body. Tickets are \$10 or 6 for \$50. The drawing is October 24.

The Club has been asked again to display cars at Morningside Senior Living on N. Belair Rd. on Oct 15 (time TBA).


Greg Jones presented a technical program on radiator issues.

There being no further business, the meeting was adjourned at 8:05pm

Rachel d'Entremont, acting secretary

MEETING TIME & PLACE

Meetings are held on the 2nd Monday of each month at Richard Dunevent's garage, 4338 Owens Road, Evans, GA. Meetings begin at 7p.m. and are followed by refreshments.



LOOKING AHEAD

CLUB EVENTS

- Oct. 7-10 Hershey Swap Meet
- Oct 12- Monthly meeting
- Oct. 15 Morningside Senior Living display
- Oct 17- Boshears Air Show & car display
- Oct 24 - Annual steak cookout
- Nov. 7 - Richland Creek Old Farm Days
- Nov. 9- Monthly meeting

NEWS FROM UNDER THE SHADE TREE

- ◆ Mike Gordon is recovering from knee surgery
- ◆ Jim Mason is recovering from a hip replacement

If you have news to share, let me know at

REFRESHMENT SCHEDULE

October: McMullin, Krosting, R. Jones
 November: G. Jones, Neal, Bryant, Mason
 December: Christmas Party


MAFCA BOARD OF DIRECTORS

You received a ballot for the MAFCA Board of Directors with your membership renewal. The ballots must be postmarked by October 15 in order to be included in the tally.

FROM THE OCTOBER

ASSEMBLY LINE

- 2- Leslie Holley
- 3 - Shelby Deitz
- 5 - Tina Neitzke
- 5 - Anne Neely Beck
- 8 - Jim McPherson
- 12- Jack Ezelle
- 14- Andrew Morse
- 15-Sherry Schroen
- 17 - Hilde Dover
- 17- Leta Jones
- 18 - Sarah Richardson
- 25 - Sheila Wilson
- 26 - Pat Roberts
- 27- James Batton
- 29 – Jerry Peters



Page 1

Sketch 1930 Model A Tudor Sedan

Steven Brown

INTERNATIONAL MODEL A DAY CELEBRATION

Saturday, September 19, 2015, Aiken SC

We had a great time celebrating International Model A Day in Aiken. It was warm but breezy so it wasn't uncomfortable. In addition to 15 Model A's, a 1931 Lincoln, a 1935 Ford, a '47 Willys Jeep, and a Swiss Military Jeep from the 1950's, fresh off the boat from Switzerland, came out to celebrate, too!

Larry & Cheryl Lamb took care of the grilling and as always at these events, we had a wonderful selection of salads, casseroles, and desserts.

We had a great turnout of people coming to see the cars. The Friends of the Animal Shelter (FOTAS) set up a display between two cars and accepted contributions of animal-care supplies, toys, food, and cash. The FOTAS folks were thrilled with the response. The contributions




were plied into the back of the Robert's Model A Pickup. More photos can be found at www.shadetreeas.org.



MOONSHINE &
PROHIBITION

*September 18, 2015,
Edgefield SC*

These and many more photos taken by Greg Jones can be found on the STA's website at www.shadetrees.org





FOR SALE

1929 Model A Sports Coupe
\$15,000
Billy Thompson
864-378-2334

WANTED

Used Parts. Here at Bentley's, we go through a lot of parts and we often find ourselves needing re-buildable Zenith carburetors and parts, along with re-buildable Sparton Horns and parts. If you have Carburetors, Horns, or other parts you think I may need, please drop me an email at benny-pam@windstream.net I am always willing to pay fair prices for good usable parts. Thanks, Bentley

"ONE MILE AHEAD"
Smith and Jones
Antique Auto Parts
60 Wisconsin St., W. Columbia, SC 29170
803/822-4141 FAX 803/822-8477



Quality Parts
Same Day Shipping
Established 1972
142 Page Catalog
Order Desk 800-422-1928

 www.snjparts.com

BRATTON'S
ANTIQUA AUTO PARTS



800-255-1929 Phone
www.brattons.com
800-774-1930 Fax
1606 Back Acre Circle
Mount Airy, MD 21771

Your source for Quality Model A Ford Parts since 1976

Bentley's
Antique Auto Service, Inc.

We are a Full Service Shop, specializing in Model A Fords

We offer Award-Winning Paint and Bodywork
Expert Service and a Complete Machine Shop

678-407-1947 www.mymodela.com

Enjoy the Drive...


INSURANCE

50 Years Experience
Agreed Value Coverage
Superior Claims Service

1-888-ANTIQUA www.jctaylor.com

D & M HEATING & AIR INC.

 Doug Wilson

CSRA CARRIER Authorized Dealer

Phone 706-667-0196 Fax 706-667-0197

1003 Alexander Drive; Augusta, Ga., 30909

The World's Largest Selection of 1909-31 Ford Parts

Snyder's
ANTIQUA AUTO PARTS

12925 Woodworth Rd. • New Springfield, OH 44443
Toll Free Ordering (888) 262-5712
or FAX (888) 262-5713
Order On-Line @ www.snydersantiqueauto.com



 **FREE Fully Illustrated CATALOG**
\$10.00 outside the U.S., Canada, & Mexico

MAFCA RENEWAL

The MAFCA renewal forms are coming in and the STA dues for 2016 will soon be due. As Tom Roberts is leaving the club at the end of the year, he will no longer be collecting the dues. The MAFCA dues (\$40) and the STA dues (\$25) may be combined into one check made payable to the Shade Tree A's. Please send/give the blue renewal form and check to Eric Shogren.

NUTS & BOLTS

- Before using the crank to line up the first cylinder, pad any protruding hood ornament (such as the pointy-beaked quail) to avoid head injury.
- When tightening the head, number the bolts with masking tape and a marker to keep the pattern of tightening correct.

MODEL A FATAL CRASH IN CA

A couple in Temple City CA was killed on August 31 when the 1931 Model A in which they were riding crashed into a tree and burst into flames. It is believed that they died as a result of the impact.

The Los Angeles County coroner's office identified the couple as Florean Frank Izbinski, 81, and Cristina Alicia Izbinski, 67. They were members of the Santa Anita A's.

The cause of the crash and of the fire that immediately followed have not been determined.

Mike's "A" Ford-able Parts

Mike Butcher 

124 Model A Drive, Maysville, GA 30558
 email: mike@mikes-afordable.com - www.mikes-afordable.com
 Fax: 706 652 2492 - Phone: 706 652 3866
 1 888 TRY MIKE (879 6453)




Specialising in 1928 - 1931 Model A Ford Parts

GoldCross Emergency Medical Services, Inc.



1109 Medical Center Drive, Building 4
 Augusta, Georgia 30919

Phone: 706-792-9292 rgoodson@goldcrossems.com
 Fax: 706-792-9250



SCHWALM'S
 BABBITED BEARINGS
 MODEL "A" ENGINE REBUILDING

www.schwalms.com

SUSAN
 MELOAN



JACKETS, SHIRTS, VESTS & HATS
 For Shade Tree A's Club Members
 Digitally Controlled Machine Embroidery Services
 803-634-2570 snmeloan@gmail.com

DEAR MISS CRANK



Miss Crank has very little expertise on a great many subjects. She is here to answer Model A questions relating to manners, relationships, home, pets, and more.

Dear Miss Crank,

I recently lost my husband, and am seeking advice about what I should do.

The day it happened our three small darlings were whooping it up in the house, running, playing and making quite a ruckus, as they are prone to do as soon as I start a project that I cannot easily put down. I was making candles, and had a wonderful idea of how to incorporate glitter into my molds. My husband came in from working on the Model A and wanted to make a sandwich but the counter tops were coated in glitter and wax. He tried to talk to me but the dear-ones' yapping was quite loud. He left rather abruptly. As soon as I was able I went to speak to him but I could see he was under the car-only his legs and boots were visible-so I went back inside.

I don't know how much time had passed because I got caught up in my crafting. I had a wonderful idea of how to incorporate shiny beads into my candles. When I remembered I needed to speak to my husband I went back to the garage, and he was in the exact same position. Fearing he was dead I grabbed a boot and pulled. He wasn't under the car at all. He had staged a pair of jeans and boots and had them propped up there. I haven't seen him in three days.

My question to you is, should I go out and look for him or do you think he will come back on his own? I have since tried to enroll the fur-children in school in order to have a more peaceful home, but I was told they would not accept my dogs in the classroom. Thank you,

Lonely in Doglick, SC

Dear Lonely:

To the question about whether or not to go out and look for your missing husband, that would depend on how good he is at keeping the Model A on the road and doing other important tasks around the house...this could be an opportunity to upgrade.

I am assuming, correctly, I hope, that the bodiless boots and jeans were protruding from under a Model A and that the Model A is generally in running condition. If so, I suspect your husband is merely taking a break from the noise and confusion and will return soon. Life would have to be pretty unbearable for him to leave a perfectly good Model A behind.

Dear Miss Crank:

I have been having the hardest time finding a pair of three-gore white gloves to replace a pair that unfortunately have become unusable because of a stain that I got on one glove during a Model-A-Club dinner. Do you know where I can find another pair of era-appropriate gloves?

Gloveless

Dear Gloveless:

Miss Crank, too, has had trouble finding those gloves in her size. Estate sales and E-bay are good places to look.

I certainly hope that you were not wearing those gloves when they got ruined as a lady never wears gloves while eating or drinking. They should be in her handbag, in her lap (under her napkin) or, if she must stand while enjoying refreshments (and therefore having no lap available), the gloves could be held in the hand that is not occupied in consuming those refreshments. This is a good reason to find a roomy handbag. And if one is fortunate enough to have an escort with coat pockets, all the better.

Regarding your current pair of gloves, you may wish to imitate the solution employed by the March girls in Louisa May Alcott's Little Women which was to wear the clean glove and hold the soiled glove with that gloved hand.

Send your questions to Miss Crank at:

Newsletter@ShadeTreeAs.org or to
Miss Crank
PO Box 992,
Aiken SC 29802

CARING FOR YOUR MODEL A FORD, BATTERY CARE

Bentley Bohanan
Bentley's Antique Auto Service, Inc.

Summer Heat can take a Toll on your Battery

Summer heat can zap the life out of your battery. The following tips can help you avoid trouble.

- ◆ Have your battery load tested to assure it is in peak condition
- ◆ Keep your battery terminals clean to avoid corrosion
- ◆ Check the water level and fill with distilled water
- ◆ Remove fuse or turn off battery switch when parked overnight
- ◆ If car is in storage, use a battery tender to keep battery fully charged

Proper Care for your Battery

We all know the frustration of going out to the garage, climbing into your Model A and finding a dead or low battery. Even worse, you could be on a tour or away from home and have a dead battery. Avoid an expensive tow, or service, with a few simple tips for keeping your battery in top condition. Check your battery at least once per driving season.

Step one: Keep it clean

Clean any corrosion from the top of the battery, and keep the battery cables and connections clean with a post cleaner.

Since you will be working under the your drivers floorboard, take some time to cover the upholstery to keep everything free of hand prints and battery acid. Use a tablespoon of baking soda, and some water to really clean the top of the battery. Remove the battery cables and clean the battery connections thoroughly with a battery post cleaner. These are available at any auto parts store and should be in every Model A owners toolbox. When you get the connections clean, wipe some electrical grease on the posts before rein-

stalling the cables. This will assure a good connection for many years.

Step two: Check the electrolyte level

If the level is low, use only distilled water, and don't overfill.

Gently remove the covers of the battery cells. The water level should be even with the bottom of the holes in the battery. If it needs water, use only clean distilled water. Do not be tempted to use tap water as it contains minerals and impurities which will shorten your battery life.

Step three: Use a hydrometer to test the electrolyte in each cell.

A fully charged battery should read 1.265 or higher. Check each cell for consistency.

Sure signs of a bad battery.

Inspect your battery for cracks or damage to the outer case. Also look for swelling of the case near the battery posts. Another sure sign of a bad battery is excessive sulfur build up inside the cells of the battery. Batteries normally don't last more than about six years, so also look to see if there is a date stamp or sticker on the outside of the battery.

Here at the shop, we install top-quality "Interstate" batteries, available right next door at Mike's "A"Ford-able Parts.

MODEL A Q&A'S

Bentley Bohanan

Bentley's Antique Auto Service, Inc.

What a great hobby we all enjoy. Just think of it, we keep these Model A's on the road, enjoy driving them on beautiful days. We get to go places we perhaps may never go, always being greeted with a smile and a wave from passersby. It's fun working on them, learning new things, and making them better. Then if we do it right, we can consider these old cars an investment, maybe earning a little money over the years, much more fun than a bank CD. And the best part of all is how these old cars tend to pull the family together. Rarely can you start one up without someone wanting to go for a ride.

Q: I have a 1931 Deluxe Roadster that was repainted several years ago. The car looks nice, but it does not have pin-stripes. Can I use pin striping tape? How will I know what color to use?

A: I would suggest hand-painted pin-stripes. If you are in North Georgia, contact me and I will refer a young man who does a great job on all the cars in our shop. Get a copy of the Model A Paint and Finish guide, available at Mike's "A" Ford-able. This has good diagrams of each model and how the pinstripes should look, and what color goes with each paint scheme. Generally you match the colors of the wheels.

Q: I am working on my 1929 Tudor. I would like to install a new top. I see the top kits are available, is this something I can do myself?

A: I believe with a little patience, some basic tools, and a good plan of action, you should be able to handle this. One thing to

look out for, if your top is old and has been leaking then the wood will probably need to be replaced. This can be a bigger job than the actual top. I believe the "Les Andrews Model A Mechanics Handbook Vol. II" has some pretty good information about this job.


Q: I have owned my 1930 Coupe for many years now. Last week I was driving it and had a real scare. I came down a long hill to an intersection when the light suddenly turned red. I put all the weight I had on the brake pedal, but the car would not stop. I went right through the intersection. Fortunately there was no accident, but I am thinking now I really need some brake work.

A: Unfortunately Model A's have a reputation for poor brakes. This reputation comes from old original brakes which have never had anything done to them. Your car has probably been fine for short drives around town at low speeds, however, you found out the brakes are no good for a Panic Stop. I am sure your car needs a brake job. If you do a full brake job with cast iron drums, new brake shoes, and new hardware, then your car will stop like it is supposed to. Look at my website for more information on brakes. A good quality, properly done, mechanical brake job on a Model A Ford will provide a safe, reliable car, even in a "panic" stop.

Enjoy the Drive...

www.mymodela.com

678-407-1947



THE 2015 MONROE WADE AWARD

The purpose of the Monroe Wade Award is to honor a current Shade Tree A's member who promotes and encourages the furtherance of the Model A hobby. The member can have accomplished this in *any* of the ways listed below:

- 1) A club member who goes out of his or her way to help other members repair or maintain their Model As.
- 2) A club member who:
 - a) Writes an outstanding article for the Shade Tree A's Newsletter regarding repair and restoration, or who brings to light new information about the Model A.
 - b) Presents an outstanding program regarding repair and restoration or who provides new information about the Model A at a club meeting.
- 3) A club member who shows dedication to the Model A hobby and to the club by:
 - a) Driving his or her Model A on a substantial number of club tours and events.
 - b) Driving his or her Model A great distances, demonstrating that the Model A is not only fun but a worthy means of transportation.
 - c) Is an outstanding representative of the Shade Tree A's at national meets and tours or local community events, thus serving as a Shade Tree A's Club ambassador.

Club members may nominate any member in good standing by **submitting the member's name and a short paragraph with their reasons for nominating the member.** The winner will be announced at the annual Christmas meeting. The award winner's name will be added to a permanent plaque located at the club's meeting place and a second plaque will be given to the winner.

The winner will be chosen by a committee made up of the past three winners: Rachel d'Entremont, Eric Shogren, Larry Komp, and by Betty Wade. You may give your nomination one of the committee members. All nominations must be received **not later than the November meeting (November 9)** to be considered.

TECH TIP: LEAKING VALVE STEM

Jim McPherson

Jim Dover recently bought a new set of tires and inner tubes for his Model A. After mounting the tires and tubes, he experienced all the inner tubes leaking down, from the valve stem. He called the supplier, and they sent him another set of inner tubes (good for them). He installed the second set of inner tubes and experienced the same thing, leakage from the valve stem.

Upon closer examination, the valve core was not seating tight enough to prevent air leakage from the tube. Jim removed the valve cores and soaked them in brake fluid for a couple of days, then reinstalled them. **NO MORE LEAKAGE.** The brake fluid swelled the rubber ring on the valve core, which makes the seal, just enough to get a proper seal.

DRIVING LESSON



Frequent STA's visitor and new Model-A owner Denise Turner got a driving lesson at the International Model A Day picnic. She borrowed Rachel's gas-pedal extension and pillow for the lesson and was therefore able to reach the pedals! Denise's car, which she inherited from her brother, is in Richard's garage being prepared for its new owner. Daughter, Stephanie, is in the rumble seat.

CONTACT INFO

Shade Tree A's Model A Club
4424 Reynolds Street
Hephzibah GA 30815-7909
Web Page: <http://www.ShadeTreeAs.org>

Eric Shogren President	803-215-3276 pres@ShadeTreeAs.org
Greg Jones Vice President	720-272-7907 vp@ShadeTreeAs.org
Kathy Poole Secretary	706-854-1945 sec@ShadeTreeAs.org
Richard Dunevent Treasurer	706-339-8167 treas@ShadeTreeAs.org
Jim McPherson National Director	706-592-4835 nationaldir@ShadeTreeAs.org
Tom Poole Board of Directors	706-854-1945 bod1@ShadeTreeAs.org
Gerald Melchior Past President	706-294-5065 bod2@ShadeTreeAs.org
Tom Roberts—Board and Membership Coordinator	803-649-0054 membership@shadetreeas.org
Rachel d'Entremont Newsletter	newsletter@ShadeTreeAs.org
Sheila McPherson Photographer	706-592-4835 photographer@ShadeTreeAs.org
Frankie Dunevent Shady A Ladies	706-863-6758 bodliaison@ShadeTreeAs.org
Anne Neely-Beck Era Fashions	478-945-3736 erafashions@ShadeTreeAs.org
Dan Perla Webmaster	706-855-5730 webmaster@ShadeTreeAs.org

STILL AROUND AFTER ALL THOSE YEARS

You folks must be hungry . . . Well, here you are

Says the Uneeda Boy

It's a long time since lunch . . .

Everybody gets hungry in the afternoon . . . and it's no wonder you began thinking about something good to eat from the "Uneeda Bakers."

Well, here it is . . . made for you. The "Uneeda Bakers" want you to have the *best*—so they use the very best of everything in all the good things they make.

I know all about their place . . . for I'm the Uneeda Boy.

And it's a *fact* that every time you see a package with the N. B. C. Uneeda Seal, you'll know there's something *extra* good in it—because the "Uneeda Bakers" made it.

Take these Fig Newtons, for instance . . . Where could you find anything better?

Fig Newtons make the eating of figs a mighty pleasant pastime. Luscious figs—baked in a sweet and crumbly jacket that's one of the "Uneeda Bakers" greatest creations. Buy them in packages or by the pound.



NATIONAL BISCUIT COMPANY
"Uneeda Bakers"


"Uneeda Bakers"





23rd Annual Boshears Skyfest and Fly-In Car Show Saturday, October 17, 2015

Daniel Field: Located at the intersection of
Highland Avenue and Wrightsboro Road, Augusta, GA



Car Show: Saturday, October 17, 2015

Open to all cars and trucks 25 years and older.

No registration fee. Pre-registration is encouraged.

Show vehicle admission is from 9 to 11 AM. Registration is closed at 11am.

Voting 11am to 3pm. Trophies awarded 3:45pm

People's Choice Awards plus a Best of Show trophy.

Registrants receive 2 free Boshears Skyfest and Fly-In entrance tickets per car entered.

No entrance fee but voluntary donations may be made to the

GaSCar fund raising project supporting Hale House.

Pre-registration form available at <http://gascar.home.comcast.net>

For further car show information contact Mark Petry @ 706-736-3392.

Hosted by GaSCar Antique Car Club





Boshears Skyfest and Fly-In Car Show Registration

Saturday, October 17, 2015

Open to all cars and trucks 25 years and older.

Show admission is from 9 AM to 11 AM. Registration is closed at 11am.

Voting until 11a-3pm. Trophies awarded at 3:45pm

Registrants receive 2 free Boshears Skyfest and Fly-In entrance tickets per car entered.

No entrance fee but voluntary donations may be made to the

GaSCar fund raising project supporting Hale House.

Pre-registration is encouraged.

Name: _____

Address: _____

Telephone Number: _____

Email Address: _____

Show Vehicle:

Year _____

Make _____

Model _____

Pre-register by emailing registration form to: petrymail@yahoo.com

or mail form to GaSCar, 2806 Scarlett Drive, Augusta, GA 30909

For questions or information call, Mark Petry, 706-736-3392.

Hosted by GaSCar: Georgia-South Carolina Antique Car Club





9th Annual Sweet Home Alabama Tour October 15-17, 2015

The Ninth Annual Sweet Home Alabama Tour will highlight the beauty of Alabama's lakes and hill country. The Tour will be conducted as a hub tour from Guntersville, Alabama and will feature spectacular scenery, county back roads, and local attractions.

Registration will be on Wednesday, October 14, 2015 from 12 noon to 5 p.m. followed by a self-guided tour through historic Guntersville or just relax at the hotel. We are planning a campfire get together in the evening. Bring your lawn chairs, musical instruments, blankets, and join us for some tire kicking and meeting new friends in our Model "A" Ford hobby.

We have planned a great 3 day lineup of touring this year. Thursday morning we're off to Guntersville Dam and State park for a tour and lunch. After lunch we will travel to Buck's Pocket State Park and end the day with a "Welcome Fish & Chicken Fry." Friday morning we're off to the Shrine of the Most Blessed Sacrament in Hanceville, Alabama. After the Shrine tour we will continue on to Cullman for lunch and a tour the Ave Maria Grotto and Arab's Historic Village. Saturday morning we will saddle up in that "ole" A Model for our tour along Lake Guntersville to Cathedral Cavern. Following the Cavern tour, we're off again to the "Trading Post" for lunch. Our last tour stop of the day will be at the Kate Duncan School in Grant, Alabama--built and maintained by the Daughters of the American Revolution (DAR). We will end the day with our "Farewell Banquet" with fine dining, music and door prizes.

The Hampton Inn, 14451 U.S. Highway 431 South, Guntersville, Alabama 35976 will be our host hotel. The special tour rate for the rooms will be \$99.00, plus tax per night (this includes breakfast). The cutoff date for this tour rate is September 16, 2015. When making reservations (256-582-4176) tell them you are with the Sweet Home Alabama Model "A" Ford Tour to get the special rate. The designed tow vehicle parking area is located at the hotel. The Tour Registration Form is attached.

If you have any questions, please contact: Dick Haldeman at (256) 894-5493 ford31dad@yahoo.com or Paul Majerick at (334) 312-3029 paulmajerick@aol.com.

Bring "Henry's Finest" and get ready to do a lot of tire kicking, touring and having a good old time traveling the "Model A Highway".