

SHADE TREE A's

NEWSLETTER

September 2018

Volume 45

Number 9



| | |
|--|--|
| President Matt Barrett | 706-799-3699 pres@ShadeTreeAs.org |
| Vice President Mike Gordon | 706-513-7619 vp@ShadeTreeAs.org |
| Secretary Frank Knapp | 706-736-5238 sec@ShadeTreeAs.org |
| Treasurer Richard Dunevent | 706-339-8167 treas@ShadeTreeAs.org |
| Tour Director OPEN | tourdir@ShadeTreeAs.org |
| National Director Jim McPherson | 706-592-4835 nationaldir@ShadeTreeAs.org |
| Board of Directors Dan Perla | 706-855-5730 bod1@ShadeTreeAs.org |
| Board of Directors Kent Carruthers | 706-541-0091 bod2@ShadeTreeAs.org |
| Membership Coordinator OPEN | membership@ShadeTreeAs.org |
| Newsletter Editor Robbie Jones | 706-860-2758 newsletter@ShadeTreeAs.org |
| Photographer Sheila McPherson | 706-592-4835 photographer@ShadeTreeAs.org |
| Era Fashions Anne Neely-Beck | 478-945-3736 erafashions@ShadeTreeAs.org |
| Webmaster Dan Perla | 706-855-5730 webmaster@ShadeTreeAs.org |



CONTENTS

Columns

| | |
|-----------------------|---|
| Off the Running Board | 3 |
| Meeting Minutes | 3 |

Looking Ahead

| | |
|---------------|---|
| Club Calendar | 4 |
| Refreshments | 4 |
| Birthdays | 4 |

Announcements

| | |
|----------------------------|---|
| Shade Tree A's Member News | 5 |
| Other Sundry Announcements | 5 |

Recent Events

| | |
|--|----|
| Road Trip to Thompson #1 | 11 |
| Road Trip to Thompson #2 | 12 |
| The Henry Ford Complex in Dearborn, MI | 13 |
| More from the Henry Ford | 14 |
| The Shade Tree A's - Thirty Years Ago | 15 |
| Technical Topics | 16 |
| Advertisements | 19 |

On the Cover

Joe Carter, a co-worker of Robbie Jones, visited the Henry Ford recently and took this photo. Shade Tree A's member, Chuck Howell, also visited the Henry Ford recently. Chuck's story and more photos from each trip are on pages 13 and 14.

SHADE TREE A'S MODEL A CLUB



The Shade Tree A's Model A Club is a non-profit organization dedicated to the preservation and the restoration of the Model A Ford automobile. Shade Tree A's annual dues are only \$25. Members are urged to join the Model A Ford Club of America (MAFCA, \$50 annual dues) and the Model A Restorer's Club (MARC, \$45 annual dues) to enjoy the benefits of these national organizations including their respective magazines: *The Restorer* (MAFCA) and *Model A News* (MARC). The Shade Tree A's club is also a member of MAFFI, the Model "A" Ford Foundation, Inc.



CONTACT INFORMATION

4424 Reynolds Street
Hephzibah GA 30815-7909
Website: <http://www.ShadeTreeAs.org>
Facebook: Shade Tree A's Model A Ford Club

ABOUT THIS NEWSLETTER

© 2018 Shade Tree A's, except as noted.
Please contact Robbie Jones at Newsletter@ShadeTreeAs.org concerning reprinting of articles, illustrations, or photos.

OFF THE RUNNING BOARD

Matt Barrett - President

Greetings fellow club members 🤠

Wow what a great month for our club. The mileage tour will take place on September 22nd with a rain date of Sunday September 23rd. As of this date 14 cars are registered to participate in the tour. The tour will begin at the Columbia County Park on Ronald Regan Drive promptly at 10:00 AM. Please don't be late for the most fun you can have in a Model A Ford.

The meeting we had at Sconyer's BBQ was a great success. Pictures are on theSTA.org website and you can see lots of smiles on just about everyone's face.

Your board has changed the meeting date for our October meeting to the third Monday of the month so as not to conflict with the Hersey, PA swap meet. The October meeting will be on Monday the 15th.

As always get your car running in order to join us for the mileage tour. Happy Model A trails.

Your President
Matt Barrett



MEETING MINUTES

*July 9, 2018
Sconyer's BBQ*

There was no August meeting and, therefore, no meeting minutes this month due to the annual Club supper at Sconyer's BBQ.



LOOKING AHEAD

Club Calendar

September

- 10 Shade Tree A's Meeting, 7:00 PM, Richard's garage
(Paint and body work continued - presented by Andrew Morse)
- 14-15 Swap Meet and People's Choice Car Show, Smith and Jones Antique Auto Parts, West Columbia, SC
- 22 Shade Tree A's Fuel Economy Tour, meet at Evans Towne Center Park at 10:00 AM
- 22 International Model A Ford Day

October

- 15 Shade Tree A's Meeting, 7:00 PM, Richard's garage
(Model A repair tools from K. R. Wilson - presented by Eric Shogren)
NOTE THE DATE CHANGE (Due to the Hershey Swap Meet)
- 18-20 Sweet Home Alabama Tour, Oxford, AL
- 20 Aiken Model A's annual picnic, mid-day

November

- 8 Shade Tree A's Meeting, 7:00 PM, Richard's garage
(Paint and body work continued - presented by Andrew Morse)
- 17 Pioneer Days, Lincolnton, GA

TBA - To Be Announced

September Refreshments




Stuart Smith
John Neumar
Doug Wilson



September Birthdays

- 1 Sam Mason
8 Houston Barbee
11 Gail Smith
28 Ernie Dinkins

ANNOUNCEMENTS



Shade Tree A's Member News

*Send items for Shade Tree A's Member News to:
newsletter@ShadeTreeAs.org*

Monthly Technical Program

Got an idea for a technical program for presentation at a monthly meeting?

Got a topic you would like discussed during a monthly technical program?

Do you want to volunteer to present a technical program?

If so, contact Mike Gordon at vp@ShadeTreeAs.org or 706-513-7619

ANNOUNCEMENTS


13th Annual

ALL Model A & Model T

SWAP MEET & PEOPLE'S CHOICE CAR SHOW

at

Smith & Jones Antique Auto Parts
60 Wisconsin St. West Columbia, SC



sponsored by

Palmetto A's of South Carolina



Friday, September 14, 2018 8am to 5pm Swap Meet

Saturday, September 15, 2018 8am to 3pm Swap Meet & Car Show

Vendor Space: Early registration: \$15/one day \$25/two days \$20/\$30 at the gate

Car Corral: \$10 for two days

Palmetto A Members - Free Vendor Space

\$2 Door Prize Tickets Food Concession 50/50

Contact: Dick Fraser

dickfraser@earthlink.net 803-622-7582

Vendor Sign Up Form

Name: _____

Address _____

City _____ State _____ Zip _____

Telephone _____ email _____

Will you be arriving and setting up on Thursday, Sept 13? _____

Are you primarily a Model A or Model T vendor? _____

Please mail this form along with a check or money order made payable to:

Palmetto A's of SC--- 113 Ian Dr. Leesville, SC 29070

By participation in this event and signing this form I/we agree to hold harmless

The Palmetto A's of SC Model A Club, Smith & Jones Antique Auto Parts and any of the members or agents thereof, in the event of accident or injury to any participant, person or group.

Signature _____ Date _____

ANNOUNCEMENTS

Shade Tree A's

Celebrate



With an

Invitational *Fuel Economy* Tour Saturday September 22th, 2018

Activities:

Saturday morning centralized start at Evans Towne Center Park – 10:00 a.m.
Country side tour of back roads and bridges, approximately 90 miles

Catered lunch at [Below Dam South Carolina Recreation Area](#), South Carolina
Winning vehicle awards and presentations

Tour includes:

2018 MAFCA International Model A Day Patches
Catered lunch to be provided at the end of the tour.
Cash Prizes and Trophies for 1st through 3rd place
Bragging Rights

Details:

Please return the attached confirmation with payment prior to August 15 to:
Kent Carruthers
6942 Moontown Dr. E.
Appling, GA 30802
706-564-7304

Nothing could be finer than touring in a Model A
with other MAFCA Members

ANNOUNCEMENTS

Participants and Attendees:

Assembly will be at Evans Towne Center Park at 10:00 a.m. Please have your vehicle fueled and ready to travel.

Rest facilities are available at the park.

Vehicle mileage for calculations will be taken from "Google Maps" supplied route. Odometer recording will not be required. A "Maps" GPS file will be included.

Shade Tree A Touring Guidelines will be required to be followed, and reviewed prior to commencement.

This is a Tour to view the outstanding scenery, topography of the Savannah River area, and share Model A comradery. Safety is paramount.

End point for the Fuel Economy Tour will be Pollard's Corner. Non-ethanol fuel is available. Participating vehicles will have fuel topped off by official designee for all cars.

Tour will conclude at the Below the Dam Park for lunch and presentations. Results will be recorded and tabulated. All decisions are final. In case of ties, driving skill of "closest to the plunger" will determine winners.

It is the pleasure of the Shade Tree A's Model A Club to invite everyone to share this opportunity with other lovers of Henry's creation.

Rain day will be Sept. 23rd.

NOTICE

Registration will close September 5.

Contact Kent Carruthers directly at 706-564-7304 to ensure your registration.

ANNOUNCEMENTS

| 2018 Fuel Economy Tour Registration | | | | |
|--|-------------------|-------|-----------|--|
| Names: | Number of Guests: | | | |
| | | | | |
| | | | | |
| | | | | |
| | | | | |
| Address | | | | |
| | | | | |
| | | | | |
| | | | | |
| | | | | |
| | | | | |
| | | | | |
| Phone number | Cell phone number | | | |
| | | | | |
| Email address | | | | |
| Insurance Company | Policy Number | | | |
| | | | | |
| | | | | |
| Event Registration | | Qty | @ \$30.00 | |
| Vehicle Registration/Full Participation | | | | |
| | | | | |
| Participant fee | | Qty | @15.00 | |
| includes lunch and patch | | | | |
| | | Total | | |
| <p>Make Checks payable to: Kent Carruthers receipts will be provided 706-564-7304</p> <p>Rain Day will be September 23, 3018 No refunds will be given 4 weeks prior to International Model A Day. No liability is assumed by organizer or the sponsoring organization. Participation is Voluntary and is in good faith.</p> <p>Signature:</p> | | | | |

ANNOUNCEMENTS

Sweet Home Alabama Tour

Fellow Model A'ers

You are invited to attend the 2018 Sweet Home Alabama Tour October 18-20, 2018 as a hub tour from Oxford Alabama. The following is an outline of the tour: Wednesday October 17, registration, visit local antique stores and the welcome dinner. Thursday Oct 18, tour of covered bridges, lunch at & tour of Cheaha State Park and an ice cream social in the afternoon. Friday October 19, the tour of covered bridges continues in the Oneonta Alabama area with a stop at Dry Creek Farm in Susan Moore Alabama. The farm has an extensive collection of vintage gasoline & oil collectibles, country store items, pedal cars, old toys, automobilia and much more. The day will feature touring the back roads of Alabama with its great scenery. On Saturday Oct 20 a visit to Janney Furnace Memorial Park, the Looney house, the world famous Berman Museum of World History, and the Anniston Museum of Natural History. In the evening we will conclude with the "Farewell Dinner. Sunday October 21, check out and departure for home.

The host motel is the Sleep Inn, 88 Colonial Drive, Oxford Alabama Telephone number (256) 831-2191, tour rate \$79 plus tax, breakfast included. You can go ahead now and make your motel reservations, tell them you are with the Central Model "A" Ford club to get the special rate. We should have the tour information packet and the registration form completed soon. If you have any questions, please contact: Gerald Grizzard (256) 310-6463 or email gfireman52@aol.com

Bring "Henry's Finest" and get ready to do a lot of tire kicking, touring, and having a good old time on the "Model A Highway".



Spotted at a local car show

Photo by Matt Barrett.

RECENT EVENTS

Road Trip to Thompson #1

Story and photos by Syble Henderson

The Shade Tree A's made a trip to Thompson., GA in July for lunch at Sweet T's. Sweet T's was closed so the group went to Ivery's instead. Many had never been to Ivery's so that was a treat.



RECENT EVENTS

Road Trip to Thompson #2

Story and photos by Syble Henderson

The Shade Tree A's once again headed to Thompson, GA for lunch. This time Sweet T's was open. Once again the Shade Tree A's are pictured under a shade tree but this time they were fixing Doug's car.



RECENT EVENTS

The Henry Ford Complex in Dearborn, Michigan

Story and photos by Chuck Howell

Sharon and I have now toured all 50 states of the nation. This month we spent a couple of weeks in Michigan and Wisconsin.

We took two days in Dearborn to visit the Henry Ford Museum of Innovation, the Automotive Hall of Fame and the Greenfield Village, a 250 acre replica of America from 1863-1947 (Henry's lifetime). We didn't have the time for the Model T tour of the Rouge River Plant, which makes the F150 truck, the most popular Ford vehicle selling more than 40 million. We really learned a lot about innovation in all fields of technology as well as automotive history in Dearborn and would recommend it to our STA members.

Of course, we visited more places in Michigan than Dearborn: Detroit, Frankenmuth, Saginaw, Mackinaw, Manistique, etc., but I didn't include any photos from those places since they aren't relevant to the STA. Surprisingly, Michigan and Wisconsin are mostly forest and farm land with lots of wildlife--black bear, eagles, elk, fish, moose, etc.



In 1896, Henry Ford invented the Quadricycle (500 lbs with 4 HP) in his backyard garage

RECENT EVENTS

More from the Henry Ford

Story by Robbie Jones and photos by Joe Carter

A coworker of mine recently visited the Henry Ford also. The cover photo and the photos below were taken by him on a recent trip to Michigan. It's not a Model A but it's an interesting display. He said they have a Model T there that is taken apart and put back together three times a day!



THE SHADE TREE A'S – THIRTY YEARS AGO



The 1985-2005 Shade Tree A's newsletters are now available on the Shade Tree A's website. They can be accessed via the same "button" as the other newsletters, but they are password protected. The same password used to access the member roster is used to access the newsletters. Thank you Dan Perla for scanning these and posting on the website.

The September 1988 issue of the Shade Tree A's Newsletter included an update on the restoration of Flora, the then Club President's, Larry Komp's, Tudor. The Club calendar was loaded with upcoming opportunities: many flea markets and car shows. A long list of automobile related trivia questions was also published, such as:

1. Restorers concerned with absolute authenticity need to be aware of parts changes as they affect their particular model, year and estimated production date. An excellent source for this information is _____.
2. On _____ Ford closed all its US assembly plants.
3. Production line photos show that by _____, bodies were dropped from the upper floor of the assembly line onto the chassis.
4. The car ready for paint was called _____.
5. In painting, _____ coats of primer were applied. The body then received the base (lower body) color. It was then masked and painted for the other color if necessary.

Hopefully the answers were given in a subsequent issue of the Newsletter. Check it out on the website, do a little digging through the archives and see for yourself.



TECHNICAL TOPICS

And the Model A Ford Kept Rambling Right Along

By Jim McPherson

This column contains maintenance, diagnostic, and technical tips to aid you in keeping your Model A on the road and operating at peak performance. I have stolen this information from a variety of sources, including forums, websites, books, publications, and discussions with fellow Model A owners.

The other day, I was reading an article on fuel system leaks in *Skinny Knuckles* magazine (August, 2018, Vol. 42, No. 8). Under gas tanks, they showed a picture of a Model A gas tank. At the end of the article was an Editor's Note, announcing a vastly improved carburetor needle valve and seat assembly by Daytona Parts Company and directing you to their website for more information. I was hooked.

First, let's review the Model A Zenith carburetor needle valve and seat assembly. Originally, the assembly was made up of a brass seat assembly and a steel pointed needle. When the carburetor leaked gas, we blamed the needle valve and seat assembly. In fact, we may never have a leakless float valve assembly. Due to the vibration and bouncing down the road, there is wear on the needle and seat, providing an area for leakage or seeping to occur. Original used assemblies are not hard to find. If you have one, you can chuck the needle in an electric drill (actually a Dremel tool works better) and spin it while holding and applying a little pressure to the brass seat.

This will burnish the assembly, providing a leakless assembly. Currently available assemblies (Figure 1) are caged such that the needle valve is not removable and the needle may be Viton tipped for better sealing.



Figure 1

An era improvement on the needle valve assembly was the Gross Jet. The Gross Jet replaced the needle with two ball bearings. The idea was two ball bearings would seal better than the steel needle. Some Model A owners love them, and others don't. One problem is as they sit, the gas evaporated off the ball bearings, leaving a varnish coat, resulting in sticking of the ball



Figure 3

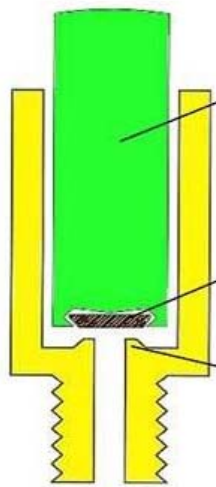
bearings and leaking gas. A caged version of the Gross Jet (Figure 2) is now available. Regardless of which assembly you use, the proper way to adjust the needle valve assembly, and thus the float assembly, is to add gaskets to the assembly. A shim set is now available to accomplish this task (Figure 3). Adjustment by bending the float may result in a crack in the float itself.



Figure 2

TECHNICAL TOPICS

Unfortunately, the new needle valve assembly from Daytona Parts Company is not available for the Model A. However, I learned a lot from my inquiry with Ron Hewett and I would like to share the construction of their valve assembly and our exchange. They have replaced the pointed valve/seat with a flat seat and valve made with an ethanol resistant material, fluorocarbon elastomer rubber, on the



PLUNGER OR NEEDLE... The plunger in the DAYTONA FLOAT VALVE is aluminum and therefore non-magnetic. A flat alcohol resistant rubber disc fits in a concave opening at the end of the needle. This opening has a high point of center, which allows the disc to float and seat properly at all times.

FLUOROCARBON ELASTOMER RUBBER DISC... The flat rubber disc is a synthetic product, and is highly resistant to oxygenated fuel, swelling, and loss of resiliency, when in continual contact with modern alcohol laced gasoline.

VALVE BODY... The DAYTONA FLOAT VALVE body differs from the standard valve in one vital respect; one end of the orifice has an inverted flare design and this "raised shoulder" allows the flat fluorocarbon rubber disc to seat perfectly each time, increase fuel flow rate, and control excess fuel pump pressures.

Figure 4

needle. The flat disc fits in a concave opening at the end of the needle. This opening has a high point of center, which allows the disc to float and seat properly at all times. Being flat, the valve is much more responsive, allowing a full flow of gas into the carburetor, and shuts off completely as the float rises. Figure 5 shows how both valve assemblies affect gas flow into the bowl. The valve body differs from

other assemblies in that one end of the orifice has an inverted flare design, and this "raised shoulder" allows the float rubber disc to seat perfectly each time.

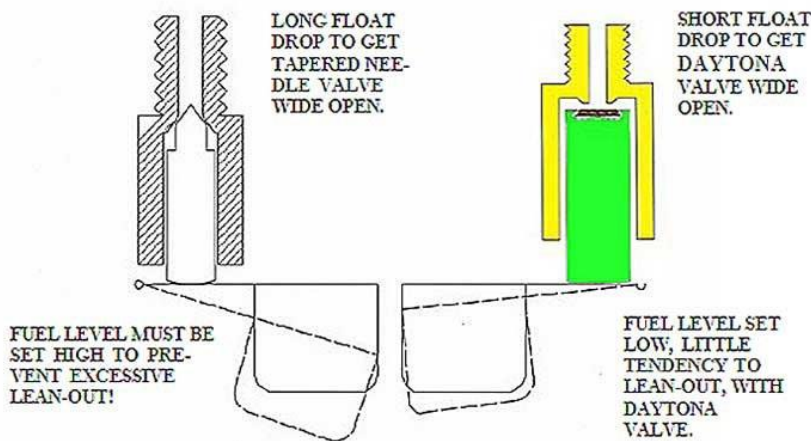


Figure 5

TECHNICAL TOPICS

The new information Ron supplied shed new light on the carburetor leaking problem. Part of the issue we are having is the inherent nature of "updraft" carburetors. They ALL leaked fuel after engine shutoff!! Some just worse than others, along with early dirty contaminated gas, steel needle and seat assemblies, etc., causing flood-over during driving. This is why auto manufacturers went to "downdraft" carburetors in the early 1930's, along with many other engineering reasons. Auto fires were very common early on. I could go on for hours, based on our 45 years of carburetor experience. So, most of the information coming from owners of early updraft carbureted vehicles is based not on engineering information, but their own misinterpretation of the basic problem. While our Daytona Float Valves would certainly prevent excess fuel levels in the bowls, causing rich running and flood-overs; it would not stop the normal flow of fuel, due to condensation, back out of the manifold after shutting the engine off. By the way, side draft style carburetors suffer from the same problems, in one form or another.

Figure 6 demonstrates what happens during various driving conditions. While they are talking about their Daytona Float Valve, I think it provides an insight to our carburetors.

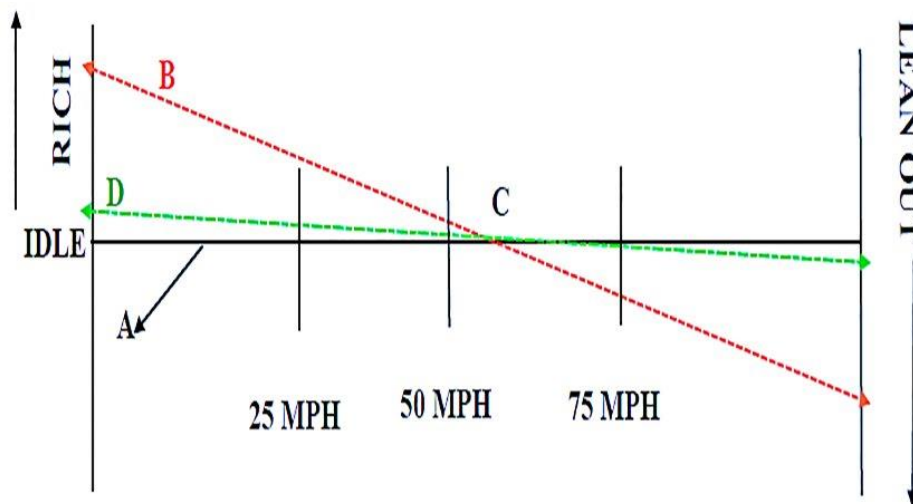


Figure 6

Classified Advertisements

Deadline for submittal – 20th of the month – Send submittals to newsletter@ShadeTreeAs.org

Paid Advertisements

Mike's "A" Ford-able Parts
Mike Butcher

 124 Model A Drive, Maysville, GA 30558
 email: mike@mikes-afordable.com - www.mikes-afordable.com
 Fax: 706 652 2492 - Phone: 706 652 3866
 1 888 TRY MIKE (879 6453)

 Specialising in 1928 - 1931 Model A Ford Parts


J.C. TAYLOR
 INSURANCE

www.jctaylor.com
 800-345-8290

 Antiques Hot Rods & Modifieds Classic Cars

Bentley's
 Antique Auto Service, Inc.
 We are a Full Service Shop, specializing in Model A Fords
 We offer Award-Winning Paint and Bodywork
 Expert Service and a Complete Machine Shop
 Enjoy the Drive...
678-407-1947

The World's Largest Selection of 1909-31 Ford Parts
Snyder's
ANTIQUE AUTO PARTS
 12925 Woodworth Rd. • New Springfield, OH 44443
Toll Free Ordering (888) 262-5712
or FAX (888) 262-5713
 Order On-Line @ www.snydersantiqueauto.com

 **FREE Fully Illustrated CATALOG**
 \$10.00 outside the U.S., Canada, & Mexico

"ONE MILE AHEAD"
Smith and Jones
 Antique Auto Parts
 60 Wisconsin St., W. Columbia, SC 29170
 803/822-4141 FAX 803/822-8477

 Quality Parts
 Same Day Shipping
 Established 1972
 142 Page Catalog
 Order Desk 800-422-1928
www.snjparts.com


Allstate.
 You're in good hands.
 Personalized Service.
 Trusted advice.

E Walker Crosby
 Agency Owner
Allstate Insurance Company
 1890 Huntsman Drive
 Aiken, SC 29803
 Phone 803-642-6560
 Fax 803-642-6561
walkercrosby@allstate.com
allstateagencies.com/walkercrosby
 M-F 8:30 to 5:30 Weekends by appt.
 Auto, Home, Life, Retirement


1003 ALEXANDER DRIVE
 AUGUSTA, GA 30909

 P.O. BOX 212072
 MARTINEZ, GA 30917


D'Antignac & Merritt Heating & Air, Inc.

 Turn To The Experts.

 (706) 667-0196
 Doug Wilson

BRATTON'S
ANTIQUE AUTO PARTS

800-255-1929 Phone
www.brattons.com
 800-774-1930 Fax
 1606 Back Acre Circle
 Mount Airy, MD 21771
 Your source for Quality Model A Ford Parts since 1976